

2019

**HOPKINS COUNTY
MADISONVILLE
FAIR**

KENTUCKY

OFFICIAL PROGRAM

& ENTRY SCHEDULE

JULY
23-27

AGRICULTURAL AND INDUSTRIAL
DECADES OF TRADITION
TICKETS \$15

VISIT US ONLINE: www.hopkinscountymadisonvillefair.com



Environmental Excellence

We live here, too...

Great care is taken to ensure that the Landfill is safe for our community today, and for our children tomorrow.



Purpose

Serve our customers by providing superior disposal services. **Honor** environmental excellence within our community by striving to protect human health. **Give** back to our community in such a way as to improve quality of life. We believe that if we strive for these things, we will be successful individually, socially and financially.

Statement of Operating Values

Safety. We strive to assure complete safety of our employees, our customers and the public in all of our operations. Protection from accident or injury is paramount in all we do.

Integrity. We define integrity as "saying what you will do and then doing it". We keep our promises to our customers, our employees and our stockholders. Do the right thing, at the right time, for the right reason.

Customer Service. We provide our customers the best possible service in a courteous, effective manner, showing respect for those we are fortunate to serve.

To be a Great Place to Work. We maintain a growth culture where our employees can maximize their potential personally and professionally. Our objective is to provide an environment where people enjoy what they do and take pride in their work. We wish to embody a work hard, play harder culture.

To be the Premier Solid Waste Services Company in the U.S. We continue to provide superior returns, remain environmentally responsible, and continue to grow in a disciplined way, deploying resources intelligently and benefiting communities we live in. We remain a "different breed".

Vision for the Future

Our goal is to create an environment where self-directed, empowered employees strive to consistently fulfill our constituent commitments and seek to create positive impacts through interactions with customers, communities, and fellow employees, always relying on our Operating Values as the foundation of our existence.



WASTE CONNECTIONS INC.
Connect with the Future®

Hopkins County Madisonville Fair

Agricultural & Industrial

Officers

Allen Seibert
PRESIDENT

Bruce Jones
VICE-PRESIDENT

Tom Gulley
VICE-PRESIDENT

Byron Pruitt
VICE-PRESIDENT

Alan Lutz
TREASURER

Sissy Lutz
FAIR SECRETARY

Board of Directors

Ray Austin
Alyssa Browning
Sherrell Calhoun
Holeman Cardwell
Ray Cartwright
Amy Jones Cline
Keith Curneal
Kathy Carver
Cathy Dickerson
Billy Duvall
Todd Duvall
Mike Eubanks
Tom Gulley
David Fox
Donna Harrison

Amy Herring
Craig Herring
Debbie Johnson
Brian Jones
Bruce Jones
Eddie Jones
Julie Ladd
Allen Legrand
Quentin Lomache
Alan Lutz
Karen Lutz
Sissy Lutz
George Martin
Roger Osburn
Eddie Payton

Byron Pruitt
Darwin Rideout
John Rudd
Allen Seibert
Jeff Skaggs
Gigi Smith
James Lee Stevens
Andy Thomison
Eva Tucker
Mark Winstead
Chris Eubanks
Andy Peyton
Debbie Boyd
Kelly Arnold

Past Presidents

*Ashby Corum
*Elmer Boggess
*John H. Gray
*A. H. Wiley
*Harold Seibert
*Willis Parker
James L. Stevens

*Stanley Howard
*John H Cox
*A.O. Johnson
*L.L. Knight
*Holman Allinder
*Maurice Cates
*Ted Stanton
*Harold Seibert
*Berl Fowler
*Otto Rudd
*Lyle Buie
*James T. Day,
*H.B. Webb
Charles E. Barrett
*Wilbur Boggess
*Gilbert Fowler
*Willis Parker
*Bill Brinkley
*Richard Spence
Reggie Simmons
Bill Hoover

Past Managers

George Martin
*Gary Rudd
W.T. Fowler
James Lee Stevens
Joe Melton
*Bill Curneal
*Elmer Johnson
Kenny Roberts
*Jim Haywood
*Bill Cox
*Jeff Thomison
Allen Seibert
Stan Jones
*Steve Stanley
*John Walters
Larry Noffsinger
Melvin Cates
Greg Hoodenpyle
Billy Duvall
Darwin Rideout

Eddie Jones
Bruce Jones
Eddie Payton
Gary Ashby
Todd Reddick
*Danny Peyton
Allen LeGrand
Ray Austin
Tom Gulley
Mike Downey
Craig Herring
Steve Enoch
Andy Thomison
John Rudd
Jeff Skaggs
Wade Clements
Mike Eubanks
Amy Jones Cline
Brian Jones
David Fox
Mark Winstead

*Deceased

Rules & Regulations

The Hopkins County - Madisonville Fair, Inc. is planned and conducted according to rules and regulations of the Kentucky Department of Agriculture for use of State Funds.

1. **Admission Policy** - The \$15.00 daily admission price includes fair admission, all events and unlimited rides on the Midway. Individual entry fees, games and food are extra. The admission charge applies to all patrons entering the fair. No discounts will be given to those choosing not to ride the carnival rides. Everyone is expected to pay except individuals under 36 inches in height. Individuals under 36 inches will be admitted free. However those individuals will not be able to ride the carnival rides. Those with official fair passes will be admitted at no charge, but they will not be able to ride the carnival rides without paying the admission fee.
2. **No admission refunds and/or rain checks for any event/show or rides.**
3. The Fair Board reserves the right to close any exhibit operated without recourse, if it be deemed to be set up or operated in any way not in the best interest of the fair.
4. Premium will be paid by the Hopkins County - Madisonville Fair as early as possible after the awards in the various departments have been made and checked.
5. Any premium check not cashed by the last day of November 2019 will be forfeited to the Hopkins County - Madisonville Fair.
6. Each concessionaire will confine him/herself to the space assigned to him/her. Failure to do so will subject him/her to the State and County Boards of Health.
7. The Fair assistants will exercise every reasonable precaution to safeguard the public, exhibitors, employees and exhibits, but positively will not be liable for death, loss, theft, damages, or injuries to person, animal and articles.
8. Neither the Hopkins County - Madisonville Fair Board, web page designer, or catalog publishers are to be held in any way liable for any misprints or errors.
9. Events, times, prize money, or rules may be changed as deemed necessary by the Hopkins County - Madisonville Fair Board.
10. No exhibitor may draw more than two monies in any one class. Adult classes open to all exhibitors.
11. Registration papers will not be required for 4-H and F.F.A. classes.
12. The management will not be responsible for accidents.
13. The judges' decisions will be final. The judge may refuse to consider any animal which in his opinion is being shown out of class.
14. The exhibitor is to provide necessary care for animals during the entire time they remain on the grounds.
15. All goats must have been born after August 15th.
16. All hogs six months of age or over, except market class, must be purebred, registered and evidence of eligibility produced. Certificates of registration of sire and dam must be produced for all pigs under six months of age. Must be entered and exhibited in name of bona fide owner.
17. All unruly beef bulls must be rung and shown under staff.
18. If in the opinion of the health inspector (from the state Veterinarian's office) an animal shows symptoms of communicable disease (pink eye, ringworm, etc.) the animal will not be allowed to be unloaded from the truck or other vehicle and participate in the show.
19. General Farm and Garden displays shall be vegetables produced by the exhibitor and be arranged for display in container (tray or basket) when brought in by the exhibitor. Display will be judged on variety, attractiveness, originality and quality of products.
20. Poultry and rabbits will be displayed in show coops furnished by the management.
21. For rules affecting entry and release times on livestock, see each department.
22. All Commercial exhibits to be left until 12:00 midnight Saturday night.
23. No dogs allowed on Fairgrounds, service dogs exempt from this rule.
24. Entries made in 4-H and F.F.A. classes must have been produced in conjunction with an approved project sponsored by these organizations. "open" classes are open to all exhibitors unless otherwise specified.
25. The manager or superintendent of any department shall have the authority without liability or recourse to the Hopkins County - Madisonville Fair Board, to bar any exhibitor or his representatives, in the event of a discourteous act to a Judge or an official of the Fair, and he shall have power to disqualify the entry of said exhibitor. In the event of such disqualifications, the exhibitor forfeits any prize money won.
26. Kentucky State Fair guidelines will govern all youth open and youth livestock shows.
27. **All beauty pageants conducted according to KAFHS rules and regulations.**

Representing Government

Kevin Cotton
MADISONVILLE MAYOR
Jack Whitfield, Jr.
COUNTY JUDGE
EXECUTIVE

Representing Agricultural & Home Economic Groups

Curtis Dame
Mark Heimgartner
Lee James & Ben Prevette
Alaina Lancaster & Brian Welch
Curtis Dame
Katie Jury & Conner Cooper
Katherine Jury

Erika Wood
Sherri Friend

Hopkins County Farm Bureau
Hopkins County Livestock Association
Vocational Agricultural Teachers
Vocational Agricultural Teachers
County Extension Agent for Agriculture
County Extension Agent for 4-H youth dev.
County Extension Agent for Family and Consumer Sciences
County Extension Agent for Horticulture
4-H Program Assistant

Hopkins County Mayors

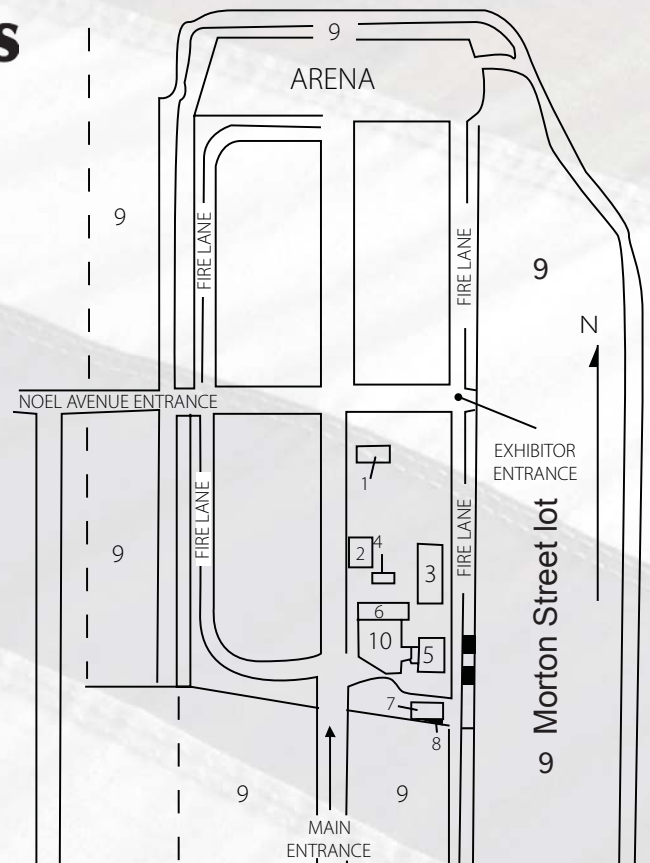
Dawson Springs- Chris Smiley
Earlington- Phillip Hunt
Hanson- Jimmy Epley
Madisonville- Kevin Cotton
Mortons Gap- Chris Phelps
Nebo- Karen Lantrip
Nortonville- Scotty Harvey
St. Charles- Sheila Cates Suttle
White Plains - Joshua Slaton

Fiscal Court

Honorable Jack Whitfield, Jr.
Judge Executive
Hannah Myers
Vicki Thomison
Charlie Beshears
Bill Rudd
Billy N. Parrish
Ricky Whitaker
Ronnie Noel

Map of the Hopkins County Fair Grounds Madisonville, KY

1. ADMINISTRATION BUILDING
2. FIRST AID STATION
3. CATTLE BARN
4. RESTROOMS
5. EXHIBIT HALL
6. MIDWAY BUILDING
7. HOG PAVILLION - POULTRY BLDG.
8. ANIMAL UNLOADING AREA
9. PARKING AREAS
10. CONVENTION CENTER



Schedule of Events

SATURDAY, JULY 20

Admission \$2.00 per person

ARENA – Hopkins County - Madisonville Fair Horse Show

4:30 p.m. Warm-up

6:00 p.m. Horse Show

MONDAY, JULY 22

Placing and setting up of entries

10 a.m.-6 p.m. 4-H Home Economics and Agriculture and FFA division begins accepting all entries, including food

10 a.m.-6 p.m. Home and Garden Department begins accepting all entries except baked good and flowers

10 a.m.-6 p.m. Fruits and Vegetables and Adult Farm Crop entries to be entered

TUESDAY, JULY 23

Admission \$15.00 per person (RIDES INCLUDED)

Tickets Go on sale at 5:00 p.m.

Midway opens at 5:30 p.m.

9:00 a.m. Judging of Farm Crops, Open, F.F.A., Farm Crops, Fruit and Vegetables exhibits.

9:00 a.m. All 4-H entries will be judged and finalized by 5:00 p.m.

10:00 a.m. Judging of Home and Garden Department

10 a.m. - noon Home and Garden Department begins accepting Baked Goods and Flowers

11:00 a.m. F.F.A. seed identification

4:00 - 6:00 p.m. Poultry of all breeds to be entered, Judged at 6:00 p.m. and released by 9:00 p.m. (must be picked up)

5:00 p.m. All F.F.A. Garden, Crop, Horticulture, and Shop entries to be entered and in place

5:00 p.m. Goats Weigh In

5:30 p.m. Sheep Weigh In

6:00 p.m. Goat Show

Sheep Show follows goat show

7:00 p.m. Ballard Center – Official Opening of 2019 Fair - Miss Hopkins County Fair 2019 Pageant

2019 Miss Teen Hopkins County Pageant (30 min. after Miss Hopkins County Fair 2019 Pageant)

7:00 p.m. - 9:00 p.m.

MIDWAY Bear Hallow Wood Carvings
ARENA – Hot Air Ballon Rides

8:00 p.m. - 9:30 p.m.

Concert on Midway

Rufus Baker and Julia Sizemore

11:00 p.m.

Rides close

WEDNESDAY, JULY 24

Admission \$15.00 per person

(RIDES INCLUDED)

Tickets go on sale at 5:00 p.m.

Midway Opens at 5:30 p.m.

5:00 - 6:00 p.m. Swine Weigh In

6:30 p.m. Swine Show

7:00 p.m. Ballard Center – Little Miss and Mister Hopkins County Fair Pageant

7:00 p.m. ARENA - Motorcross & ATV Races

7:00 p.m. - 9:00 p.m.

MIDWAY Bear Hollow Wood Carvers

ARENA – Hot Air Ballon Rides

8:00 p.m. - 10:00 p.m.

Concert on Midway

The Music Alyssa and Chuck

11:00 p.m.

Rides close

THURSDAY, JULY 25

Admission \$15.00 per person

(RIDES INCLUDED)

Tickets Go On Sale at 5:00 p.m.

Midway Opens at 5:30 p.m.

4:00 - 6:00 p.m. Rabbits to be entered

5:00 p.m. All Cattle to be entered

6:00 - 9:00 p.m. Rabbit Show (Rabbits must be picked up by 9:00 p.m.)

6:30 p.m. Judging of all beef cattle: F.F.A., 4-H and open Classes: Beef show order: F.F.A. steers, 4-H steers, open Youth steers, F.F.A. showmanship, 4-H showmanship, F.F.A. Breeding Animals, 4-H Breeding Animals

7:00 p.m. Ballard Center – Miss Pre-Teen Hopkins County Fair Pageant

7:00 p.m. & 9:00 p.m.

MIDWAY Bear Hollow Wood Carvers

7:00 p.m. ARENA Demo Derby

8:00 p.m. - 9:30 p.m.

Concert on Midway Conner Hicks

11:00 p.m.

Rides close

(cont. on next page)

Schedule of Events (cont.)

FRIDAY, JULY 26

Admission \$15.00 per person
(RIDES INCLUDED)

Tickets Go on sale at 5:00 p.m.

Midway opens at 5:30 p.m.

10:00 a.m. Ballard Center– Pet Show
7:00 p.m. MIDWAY Play 'N' Hooky Pedal Tractor Pull (KY Sanctioned Pull)
7:00 p.m. & 9:00 p.m. MIDWAY Bear Hollow Wood Carvers
7:00 p.m. ARENA KTPA Truck & Tractor Pulls
7:00 p.m. Gospel Music in Ballard Center
The Stone Family & Skipworth Family
8:30 p.m. - 10:00 p.m. Concert on Midway
Stacy Mitchhart & Band
11:00 p.m. Rides close

SATURDAY, JULY 27

Admission \$15.00 per person
(RIDES INCLUDED)

Tickets Go on sale at 4:00 p.m.

Midway opens at 4:30 p.m.

8:00 a.m. - 10:00 a.m. Check out time for: Farm Crops, 4-H,
All Home and Garden Department
Agriculture exhibits, 4-H Home
Economics entries, and F.F.A. entries

5:00 p.m. Entries, including flower containers,
should be checked out by this time
Ballard Center– Hopkins County Fair
Baby Pageant
6:00 p.m. Arena – KTPA Truck & Tractor Pull
7:00 p.m. & 9:00 p.m. MIDWAY Bear Hollow Wood Carvers
ARENA Ohio Valley Tractor Pullers'
Association Tractor Pull
8:00 p.m. Concert on Midway Sean Stemaly
Drawing prize money - \$1500.00
Rides close
8:30 p.m. - 10:00 p.m.
11:00 p.m.
Midnight



**Home & Garden Division and 4-H/F.F.A. Agricultural Division Exhibits
open for viewing during the day until 8:00 p.m.**


MIDWAY ATTRACTIONS 2019

BEAR HOLLOW WOOD CARVING

7:00 pm. & 9:00 pm. nightly

PLAY 'N' HOOKY PEDAL TRACTOR PULL

(KY Sanctioned Pull) July 26TH 7:00 pm.



Play 'N' Hooky



**3 year old fun class. Ages 4-12 boys & girls.
Sanctioned Pull • Trophies • Prizes**

**Thank you to our 2019 corporate sponsors
who make the Hopkins County-
Madisonville Fair a success year after year.**

Gold

**Hopkins County Farm Bureau Federation &
Hancock Bank & Trust, Carhartt**

Silver

**Max Arnold & Sons, LLC, Watermark Auto Group of
Madisonville, First United Bank & Trust, All Occasions
Formals, LLC, Independence Bank, Millay
Orthodontics, The Webstaurant Store, INC., Pogue
Automotive Group**

Bronze

**Jarrett Brown-KY Farm Bureau Ins., Country Cupboard, J. Craig
Riddle & Company, Merle Norman Cosmetics, Blades Salon & Day
Spa, Old National Bank, NASH Icon 104.9, Baptist Health
Madisonville, The Messenger, Catering and Creations, US Bank,
Addicted2Change Motorsports, Health First Community Health
Center, State Rep. Melinda Gibbons Prunty, A Blonde & A Brewnette,
Knights Technologies**

In-Kind Sponsors

**Dr Pepper/RC, Calhoun Farm & Pet, Power Machinery and
Implement, Jeff's Towing, Gina Munger Photography, Wright
Implement, Olivia Event Planning**

Arena Agenda

Saturday July 20
Horse Show
6:00 p.m.

Tuesday July 23
Hot Air Balloon Rides
7:00 p.m.

Wednesday July 24
Motocross & ATV Races
Hot Air Balloon Rides
7:00 p.m.

Thursday July 25
Demo Derby
7:00 p.m.

Friday July 26
KTPA Truck & Tractor Pull
7:00 p.m.

Saturday July 27
KTPA Truck & Tractor Pull
6:00 p.m.
Ohio River Valley Pullers
8:00 p.m.

Convention Center Agenda

Tuesday, July 23
**Miss Hopkins County
Beauty Pageant**
7:00 p.m.

**Miss Teen Hopkins
County Beauty Pageant**
(30 min. after Miss Hopkins
County Pageant)

Wednesday, July 24
Little Miss & Mister Beauty Pageant
7:00 p.m.

Thurs, July 25
Miss Pre-Teen Beauty Pageant
7:00 p.m.

Friday, July 26
Pet Show
10:00 a.m.
Gospel Music Concert
7:00 p.m.

Saturday, July 27
Baby Pageant
5:00 p.m.

2019 HOPKINS COUNTY - MADISONVILLE FAIR WELCOMES

JAMES H. DREW

EXPOSITION

Tuesday July 23 - Saturday July 27, 2019



Gate
Admission
\$15⁰⁰



Tuesday - Friday Gates Open at 5:00 pm

Start Enjoying Rides at 5:30 pm

Saturday - Gates Open at 4:00 pm

Start Enjoying Rides at 4:30 pm


**America's Amusement
Park On Tour**

Offering an old-fashioned kind of fun

James H. Drew Exposition &

The Hopkins County - Madisonville Fair

**brings families together for a few magic moments and
leaves them with memories to share forever!**



LIVESTOCK SHOW AGENDA

Tuesday, July 23

Poultry Show

Check In 4 to 6:00

Judging 6:00 p.m.

Market Goat Show

Weigh In 5:00

Show Time 6:00 p.m.

Market Sheep Show

Weigh In 5:30

Show Follows Goat Show

Wednesday, July 24

Swine Show

Weigh In 5 to 6:00 p.m.

Show Time 6:30 p.m.

Thursday, July 25

Rabbit Show

Enter between 4 to 6:00

Show Time 6:00 p.m.

Beef Cattle Show

Enter 5:00

Show Time 6:30 p.m.





JOIN THE REVOLUTION.



Independence Bank
A REVOLUTION IN BANKING




1776bank.com

629 East Center Street • 270.452.0812
1776 N Main Street • 270.824.1476



Member FDIC

Max Arnold & Sons, LLC



Tom Gulley, Sales Manager

Commercial and Agricultural Fuel and Lubricants

2203 Anton Road • P.O. Box 453 • Madisonville, KY 42431

Phone: 270-821-4723 • Website: www.maxfuel.net



Shell



Calhoun's Pet Store



Grooming Center



Kris Wallace / Presley Stevens
Groomers
545 Nebo Road 270-825-3108



Pet Wash

Hours

Monday-Friday

8aM-5pM

Saturday

8aM-4pM

Pet Show

Friday, July 26, 2019 — 10:00 a.m. — Convention Center

OFFICIAL ENTRY FORM

Pet may be entered in 3 of the following catagories:

1. ___ Pet that most resembles its master (costumes accepted)
2. ___ Best trained pet (must perform on stage)
3. ___ Pet with the most impressive eyes
4. ___ Blackest pet
5. ___ Whitest pet
6. ___ Pet with the longest ears
7. ___ Pet with the curliest tail
8. ___ Most unusual pet
9. ___ Biggest pet
10. ___ Smallest pet

My name is: _____

Age: _____

My pet's name is: _____

Type of pet: _____

My pet likes to: (1) _____

(2) _____

(3) _____

PRIZES:

1st Place in each catagory \$10.00 Gift Certificate

PET MUST BE OWNED BY EXHIBITOR
AND MAY SHOW ONLY 1 PET !!!

ONLY Hopkins County children 12 years and under are eligible to enter their pet in the show.

Entry form must be in by Thursday, July 25 th at 12:00 noon.

Bring your entry form to Calhoun's Pet Store

**Adult
Agricultural Division**

Page 12

Byron Pruitt
GENERAL SUPERINTENDENT

Agricultural Committee

Byron Pruitt
CHAIRMAN

Curtis Dame
COUNTY EXTENSION AGENT FOR
AGRICULTURE AND NATURAL RESOURCES

Mark Heimgartner
PRESIDENT OF HOPKINS COUNTY
LIVESTOCK ASSOCIATION, INC.

Erika Wood
COUNTY EXTENSION AGENT FOR
HORTICULTURE

**Katie Jury &
Connor Cooper**
COUNTY EXTENSION AGENT
FOR 4-H YOUTH DEVELOPMENT

**Lee James and
Ben Prevette**
HOPKINS COUNTY CENTRAL
HIGH SCHOOL VO-AG DEPT.

**Alaina Lancaster &
Brian Welch**
MADISONVILLE-NORTH HOPKINS
HIGH SCHOOL VO-AG DEPT.

Superintendents
John Calhoun
W. T. Fowler
Spencer Brewer
Sherrell Calhoun

Assistants
Debbie Boyd

**Home & Garden
Division**

Page 16

**Amy Herring, Vicki Thomison,
& Carrie Seymore**
GENERAL SUPERINTENDENTS

Katherine Jury
COUNTY EXTENSION AGENT FOR FAMILY AND
CONSUMER SCIENCES

**4-H Club
Home Economics Division**

Page 21

Rita Cartwright
GENERAL SUPERINTENDENT

Paula Morrow
ASSISTANT SUPERINTENDENT

**Katie Jury &
Connor Cooper**
COUNTY EXTENSION AGENT FOR 4-H YOUTH
DEVELOPMENT

Sherri Friend
PROGRAM ASSISTANT FOR 4-H YOUTH
DEVELOPMENT

Class/Division Assistants
Amanda Morrow
Blake Dickerson

**4-H Club
Agricultural Division**

Page 33

**Connor Cooper &
Katie Jury**
COUNTY EXTENSION AGENT
FOR 4-H YOUTH DEVELOPMENT

Adult Advisors
Byron Pruitt
Johnny Aldridge
Sherrell Calhoun

Superintendents
Paula Morrow
Rita Cartwright

**F.F.A. Agricultural
Division**

Page 42


**Agriculture Teachers/Adult
Advisors**

Alaina Lancaster, Brian
Welch
Lee James and
Ben Prevette

Superintendents

Hopkins County Central
Allie Wagoner
Kylee James
Ella Farmer
Keli Reynolds
Avrey Hulse
Keri Reynolds
Wade Baldwin
Abby Hall
Makinzy Yates
Sarah Blanchard
Owen Sisk

Madisonville North Hopkins
Tatyana Slaton
Elissa Forbes
Mikalya Baize
Justin Cates
Craig Holloman
Airamis Stone
Emma Hampton
Shamiea Fowler
Nick Vandiver
Maci Crowell
Skyler Burton



LIVESTOCK HEALTH REQUIREMENTS

All livestock/animals offered for sale or exhibition at Kentucky County Fairs shall meet the following regulations according to KRS Chapter 257:

- a. 302 KAR 20:040 (Entry into Kentucky)
- b. 302 KAR 20:065 (Sale and exhibition of Kentucky origin livestock)

Any questions concerning these health regulations should be directed to your local veterinarian or the Kentucky state Veterinarian's office at 502-564-3956.

livestock Health regulations can be obtained on the Kentucky department of Agriculture website:

<http://www.kyagr.com/statevet/ah/index.htm>

Please be advised that livestock Health requirements are subject to change at any time.

ADULT AGRICULTURAL DIVISION

Byron Pruitt

GENERAL SUPERINTENDENT

AGRICULTURAL COMMITTEE

Curtis Dame

COUNTY EXTENSION AGENT FOR AGRICULTURE AND NATURAL
RESOURCES

Erika Wood

COUNTY EXTENSION AGENT FOR HORTICULTURE

Katie Jury & Connor Cooper

COUNTY EXTENSION AGENT FOR 4-H/YOUTH DEVELOPMENT

Alaina Lancaster & Brian Welch

MNHHS VO-AG DEPARTMENT

Lee James and Ben Prevette

HOPKINS COUNTY CENTRAL VO-AG DEPARTMENT

Mark Heimgartner

PRESIDENT OF HOPKINS COUNTY LIVESTOCK ASSOCIATION, INC.

OPEN YOUTH BEEF CATTLE DEPARTMENT

Scott Wells

SUPERINTENDENT

Chad Ladd

ASSISTANTS

Katie Jury & Connor Cooper

ADVISORS

AWARD: An award of \$50.00 will be given for the Grand Champion Female.

AWARD: An award of \$25.00 will be given for the Reserve Champion Female.

To be entered at 5:00 p.m. Thursday, July 25, 2019.

To be judged by 6:30 p.m. Thursday, July 25, 2019.

To be released after show.

Cattle leaving prior to release time without superintendent's permission shall forfeit prize money.

The following premiums shall apply to all classes listed in the Beef Cattle department except Championship Classes which shall receive a ribbon only. Space in cattle barn will be assigned by superintendent.

PREMIUMS OFFERED:

First.....	\$15.00
Second.....	\$10.00
Third.....	\$6.00
Fourth.....	\$4.00
Fifth.....	\$2.00
Sixth.....	\$2.00

Open Beef Animals to be shown alphabetically (Angus, red Angus, Charolais, Herefords, polled Herefords, Limousine, Simmental, other breeds.

HEIFERS

CLASSES:

1. Junior Heifer Calf – calved Jan. 1-April 30, 2019.
2. Late senior Heifer Calf – calved Nov. 1-Dec. 31, 2018.
3. Early senior Heifer Calf – calved Sept. 1-Oct. 31, 2018.
4. Late summer Yearling Heifer – calved July 1-Aug. 31, 2018.
5. Early summer Yearling Heifer – calved May 1-June 30, 2018.
6. Late Junior Yearling Heifer – calved Mar. 1-April 30, 2018.
7. Early Junior Yearling Heifer – calved Jan. 1-Feb. 28, 2018.
8. Late senior Yearling Heifer – calved Nov. 1-Dec. 31, 2017.
9. Early senior Yearling Heifer – calved Sept. 1-Oct. 31, 2017.
10. Best producing Cow, any age, with 2018 calf by side.
Not eligible for Grand Championship. Calf may show in individual class.
11. Champion Female of Breed.
12. Reserve Champion Female of the Breed.
13. Overall Female Champion.
14. Overall Female reserve.
15. Junior Bull Calf – calved Jan. 1-April 30, 2019.
16. Late senior Bull Calf – calved Nov. 1-Dec. 31, 2018.
17. Early senior Bull Calf – calved Sept. 1-Oct. 31, 2018.
18. Late summer Yearling Bull – calved July 1-Aug. 31, 2018.
19. Early summer Yearling Bull – calved May 1-June 30, 2018.
20. Late Junior Yearling Bull – calved Mar. 1-Apr. 30, 2018.
21. Early Junior Yearling Bull – calved Jan. 1-Feb. 28, 2018.
22. Late senior Yearling Bull – calved Nov. 1-Dec. 31, 2017.
23. Early senior Yearling Bull – calved Sept. 1-Oct. 31, 2017.

24. Summer Senior Yearling Bull – calved May 31-Aug. 31, 2016.
25. Two Year Old Bull – calved Jan. 1-April 30, 2016.
26. Champion Bull of Each Breed.
27. Reserve Champion Bull of the Breed.
28. Get of Sire, 4 animals, both sexes represented, all sired by one bull, all owned by exhibitor. All animals to be shown in individual classes to be eligible.

OPEN YOUTH BEEF SHOW

**LEE JAMES
ADVISORS**

AWARD: An award of \$50.00 will be given for the Grand Champion.

AWARD: An award of \$25.00 will be given for the Reserve Champion.

To be judged Thursday, July 25, 2019. These classes are open to bona fide 4-H and/or F.F.A. members from any county.

noTe: County 4-H agent or F.F.A. advisors will certify the entries, and 4-H and F.F.A. will show together.

PREMIUMS OFFERED:

First	\$15.00
Second.....	\$10.00
Third.....	\$6.00
Fourth.....	\$4.00
Fifth.....	\$2.00
Sixth.....	\$2.00

MARKET STEERS

All market steers to be weighed by 5:00 p.m., Thursday, July 25, 2019. Animals will be assigned to classes by weight and not by breeds.

1. Market Steers – Measured by weight
2. Champion of show
3. Reserve Champion of show

Note: Only first and second place winner blue ribbon animals will be eligible to compete for championship.

YOUTH SHEEP BREEDING SHOW FOR HOPKINS COUNTY 4-H & F.F.A. MEMBERS ONLY

**Alaina Lancaster & Brian Welch
ADVISORS**

Show will be 6:00 p.m., Tuesday, July 23, 2019.

All breeds will show in classes together.

Exhibitors limited to a maximum of 4 entries in breeding show.

CLASSES:

1. Late born junior ewe lamb – born 2/15/19 and after
2. Early born junior ewe lamb – born 1/1/18-2/14/19
3. Yearling ewe – born 9/1/17-12/31/19
4. Aged ewe
5. Champion ewe
6. Reserve Champion ewe
7. Late born ram lamb – born 2/15/19 and after
8. Early born junior ram lamb – born 1/1/18-2/14/19
9. Yearling ram – born 9/1/16-12/31/19
10. Champion ram
11. Reserve Champion ram

OPEN YOUTH MARKET LAMB SHOW

AWARD: An award of \$50.00 will be given for the Grand Champion.

AWARD: An award of \$25.00 will be given for the Reserve Champion.

To be entered and begin weighing at 5:30 p.m., Tuesday, July 23, 2019.

To be judged following Goat Show., Tuesday, July 23, 2019.

To be released after the show.

These classes are open to bona fide 4-H and/or F.F.A. members from any county. 4-H and F.F.A. will show together.

Weight classes from 70 to 140 pounds.

Novice weight class may be less than a minimum of 70 pounds.

Novice only eligible to show one lamb in weight class.

Novice weight class winner is not eligible to show in Champion Class.

Novice weight will be eligible for premiums offered below.

PREMIUMS OFFERED:

First.....	\$15.00
Second.....	\$10.00
Third.....	\$6.00
Fourth.....	\$4.00
Fifth.....	\$2.00
Sixth.....	\$2.00

Group of Five Class – Members from the same county, 4-H Club or F.F.A. Chapter may group five animals to enter this class. Ribbons will be awarded to the first five groups.

SHOWMANSHIP

AWARD: Gift Card for Novice Showmanship sponsored by the Pruitt Family, Madisonville, KY.

AWARD: Gift Card for Junior 4-H Showmanship sponsored by Byron Pruitt, Madisonville, KY.

AWARD: Gift Card for Intermediate Showmanship sponsored by Hopkins County Farm Bureau Federation, Madisonville, KY.

AWARD: Gift Card for Senior Showmanship sponsored by State Farm Insurance – John Zieba, Madisonville, KY.

Showmanship classes will be broken into divisions for novice, F.F.A. Juniors, F.F.A. Seniors, 4-H Intermediate, 4-H Juniors and 4-H Seniors. The judge will place the classes with an emphasis on alertness, courtesy, control of lamb and show ring behavior. Ribbon will be awarded.

OPEN YOUTH MARKET HOG SHOW

KATIE JURY & CONNOR COOPER

ADVISORS

SHERRELL CALHOUN

SUPERINTENDENT

BILLY PEYTON

ASSISTANT

An award of \$50.00 will be given for the Open Youth Grand Champion Hog.

An award of \$25.00 will be given for the Open Youth Reserve Champion Hog.

To be entered and weighed between 5:00 and 6:00 p.m.,
Wednesday, July 24, 2019.
To be judged Wednesday, 6:30 p.m., July 24, 2019.
Show open to all Exhibitors.

MARKET HOG CLASS NON-TERMINAL
(Weight must be between 220-280 lbs.)

CLASSES:

1. Best Market Hog – Weight Class 1
2. Best Market Hog – Weight Class 2
3. Best Market Hog – Weight Class 3
4. Best Market Hog – Weight Class 4

PREMIUMS OFFERED:

First.....	\$15.00
Second.....	\$10.00
Third.....	\$6.00
Fourth.....	\$4.00
Fifth.....	\$2.00
Sixth-Tenth.....	\$2.00

POULTRY DEPARTMENT

PLEASE PRE-REGISTER AT 270-821-3650

(NOTICE: All exhibitors in the open division must call the Hopkins County
Extension Office at 270-821-3650 by July 17TH and report the number of
entries they will have in each class they plan to enter.)

**CHICKENS OF ALL BREEDS,
PIGEONS, DOVES, GAME BIRDS,
DUCKS, GEESE, GUINEAS AND TURKEYS**

Katie Jury & Connor Cooper
ADVISORS

Spencer Brewer
SUPERINTENDENT

Daniel Miller
SHOW SECRETARY

Scott Settle
ASSISTANT SECRETARY

Shane Brewer
SHOWROOM ATTENDANT

Leroy Rickard
SHOW JUDGE

**AWARD: A trophy will be presented to Overall Best Water Fowl in
honor of Monika Brewer.**

NOTE: All poultry will be judged and released on same day.
To be entered between 4:00 and 6:00 p.m., Tuesday, July 23, 2019.
To be judged at 6:00 p.m., Tuesday, July 23, 2019.
To be released by 9:00 p.m., Tuesday, July 23, 2019.
Champions and reserve champion will be judged from the
following: Classes 1 and 2; Classes 3 thru 8; Class 9;
Class 10; Class 11; Class 12

CLASSES:

1. Heavy Variety Breeds (Americana, Asiatic & English)
2. Light Variety Breeds (Mediterranean, French, Polish, Hamburg &
Continental)
3. Clean legged single comb Bantams
4. Clean legged rose comb Bantams
5. Feather legged Bantams
6. Old English & Modern Game Bantams
7. Pea comb Bantams
8. All other comb Bantams
9. Turkeys
10. Guineas



11. Ducks
 12. Geese
 13. All other water fowl
- * Classes 9-13 must have at least 6 entries for Champion and
Reserve Champion to be selected.
***Note: All birds must be at least 6 months old.**

CLASSIFICATION:

Class 1 through 7 show as follows:

Pullet – Hatched after December, 2018

Cock – Hatched before January, 2019

Hen – Hatched before January, 2019

Cockerel – Hatched after December, 2018

Class 8 through 12 will show as male and/or female.

PREMIUMS OFFERED:

First (see classes).....	\$3.00
Second (see classes).....	\$2.00
Third (see classes).....	\$1.00
Champion.....	\$5.00
Reserve Champion.....	\$3.00

RABBIT DEPARTMENT

**Trophy to be presented to overall best in Show (Open, 4-H and FFA
competing); Sponsored by Scott settle and Daniel miller**
SPECIAL AWARDS: Grand Champion Animal of Show
– Rosette and \$5.00 (All breeds competing).

Spencer Brewer
SUPERINTENDENT

Daniel Miller
SHOW SECRETARY

Shane Brewer
SHOWROOM ATTENDANT

Scott Settle
SHOW JUDGE

Katie Jury & Connor Cooper
ADVISOR

NOTE: Rabbits judged and released on same day.
To be entered between 4:00 and 6:00 p.m., Thursday, July 25, 2019.
To be judged from 6:00 p.m., Thursday, July 25, 2019.
To be released by 9:00 p.m., Thursday, July 25, 2019.

CLASSES:

1. Junior Buck
2. Junior Doe
3. Senior Buck
4. Senior Doe

PREMIUMS OFFERED:

First.....	\$3.00
Second.....	\$2.00
Third.....	\$1.00
Champion of each breed.....	\$3.00
Reserve Champion of each breed.....	\$2.00
Overall Grand Champion rosette and.....	\$5.00
Overall Reserve Champion rosette and.....	\$3.00

OPEN YOUTH MARKET GOAT SHOW
CURTIS DAME
ADVISOR

An award of \$50.00 will be given for the Grand Champion.
An award of \$25.00 will be given for the Reserve Champion.

To be entered and begin weighing at 5:00 p.m., Tuesday, July 23, 2019.

To be judged at 6:00 p.m., Tuesday, July 23, 2019.

To be released following the show.

Classes are open to bona fide 4-H and/or F.F.A. members from any county. 4-H and F.F.A. will show together.

All goats must have been born after August 15, 2018.

Goats will be shown by weights.

No minimum weight.

Novice only eligible to show one goat in weight class.

Novice weight class winner is not eligible to show in Champion Class.

Novice weight will be eligible for premiums offered below.

Must be KUIP tagged.

Limit 4 animals per exhibitor.

PREMIUMS OFFERED:

First.....	\$15.00
Second.....	\$10.00
Third.....	\$6.00
Fourth.....	\$4.00
Fifth.....	\$2.00
Sixth.....	\$2.00

Showmanship classes will be as follows: Novice, Junior, Intermediate and Seniors.



DEPARTMENT OF FARM CROPS

Penny Day
SUPERINTENDENT

Debbie Boyd
ASSISTANT

**John Brown II, Mark Herring, Mike Calhoun, Brian Lynn,
Jacob Dever, Jason Duncan & Gigi Smith**

HOPKINS COUNTY CONSERVATION
DISTRICT BOARD OF SUPERVISORS

20 free fair entries sponsored by Hopkins County Conservation
District with crop entries

AWARD: A trophy will be given in class 18 and class 42.
Farm Crops must be entered from 10:00-6:00 p.m., or by
appointment, Monday night, July 22, 2019. Judging will begin at
9:00 a.m., Tuesday, July 23, 2019. Exhibits
must be removed by 9:00 a.m., Saturday, July 27, 2019.

PREMIUMS OFFERED:

First.....	\$3.00
Second.....	\$2.00
Third.....	\$1.00

CLASSES:

AWARD:

1. Barley, Any Variety, Quart
2. Barley, Exhibit, 20 or more stalks
3. Corn, Yellow, Any Variety, 10 ears, (new) 2019
4. Corn, Yellow, Any Variety, 10 ears, (old) 2018
5. Corn, Yellow, Shelled, Quart
6. Corn, Yellow, 3 stalks
7. Corn, White, Any Variety, 10 ears, (new) 2019
8. Corn, White, Any Variety, 10 ears, (old) 2018
9. Corn, White, Shelled, Quart
10. Corn, White, 3 stalks
11. Crops, Any Other (All entries in same class)
12. Hay, Alfalfa (baled)*
13. Hay, Lespedeza (baled)*
14. Hay, Mixed (baled)*
15. Hay, Red Clover (baled)*
16. Hay, Sericea Lespedeza (baled)*
17. Hay, Timothy (baled)*
18. Horseweed, Tallest (Giant ragweed)
19. Oats, Any Variety, Quart
20. Oats, Exhibit, 20 or more stalks
21. Rye, Any Variety, Quart
22. Rye, Exhibit, 20 or more stalks
23. Seed, Ky. 31 Fescue, Quart
24. Seed, Lespedeza, Quart
25. Seed, Red Clover, Quart
26. Seed, Soybeans – Black, Green, Yellow, Quart
27. Soybeans, Yellow, 3 stalks
28. Sunflower, Head
29. Tobacco, Burley, 5 stalks on stick 3
30. Tobacco, Burley, bright leaf, 2 hands
31. Tobacco, Burley, flyings, 2 hands
32. Tobacco, Burley, lugs, 2 hands
33. Tobacco, Burley, primed, 2 hands
34. Tobacco, Burley, red leaf, 2 hands
35. Tobacco, Burley, Tips, 2 hands
36. Tobacco, Dark, 5 stalks on stick
37. Tobacco, Dark, heavy brown leaf, 2 hands
38. Tobacco, Dark, heavy red leaf, 2 hands
39. Tobacco, Dark, thin brown leaf, 2 hands
40. Wheat, Any Variety, Quart
41. Wheat, Exhibit, 20 or more stalks
42. Marestalk (Tallest)

* Not more than 1/3 bale of hay.

HAY QUALITY CONTEST

Curtis Dame

SUPERINTENDENT

All entries to be collected before fair week.

CATEGORIES AND PRIZES:	First	Second	Third
Best Grass Hay.....	\$3.00	\$2.00	\$1.00
Best Legume Hay.....	\$3.00	\$2.00	\$1.00
Best Mixed Hay.....	\$3.00	\$2.00	\$1.00

Entries must be 2019 hay sampled from a minimum of 6 large
rolls or 6 square bales and be from the same harvest. Sampling
conducted week before fair. Testing
provided by the Kentucky Department of Agriculture.



Home & Garden Division

Amy Herring, Vicki Thomison & Carrie Seymore
GENERAL SUPERINTENDENT

TEXTILES

PATTIE SHANKS
SUPERINTENDENT



SPECIAL AWARDS: The Fair Board will present an award to the Hopkins County resident winning overall Best of Fair in the Home and Garden Department. A person who has won the trophy will not be eligible to win this award for three years.

CHAMPION RIBBONS: A Grand Prize Ribbon will be awarded the Best of Show winner in each of the following departments: Textiles, Arts and Crafts, Antiques, Canning, Baked Goods, Floral, and Fruits and Vegetables.

RULES:

1. All entries, except Flowers and Baked Goods, must be checked in between 10:00 a.m. and 6:00 p.m. on Monday, July 22, 2019.
2. Baked goods and flowers must be checked in between 9 a.m. and noon, Tuesday, July 23, 2019.
3. All entries must be checked out on Saturday, July 27, 2019, between 8:00 and 10:00 a.m.
4. Check-in stubs must be turned in when articles are checked out. Superintendent or assistants must be given stubs and must get articles off shelves.
5. Prizes and ribbons will be forfeited if exhibit is taken off shelves without checking it out officially.
6. Judging in Home and Garden Department will be done on Tuesday, July 23, and decision of the judges is final.
7. Exhibits that have won first place previously may not be entered.
8. A person may receive only one prize in each class.
9. Any item not listed may be entered, but will be judged only if there are three or more articles of that type entered.
10. All items except Antiques must be made by the person in whose name they are entered.
11. All handwork in Textiles must have been made in the last two years.
12. Numbered paintings will not be accepted.
13. No box mixes, commercial baking or canned fillings will be accepted.
14. All canned food must be exhibited in standard glass jars with USDA-approved lids.
15. No item may be displayed unless entered in competition.
16. All baked goods must be entered on disposable container in a sealed/zippered plastic bag.

AWARD: Mary Ann Pate-Lovell will present an award to the person winning Best of in Textiles.

CLASSES:

100. Christmas Article
101. Clothing/wearable Article
102. Costume
103. Counted Cross Stitch
104. Crochet Item
105. Decorated Item
106. Hand-embroidered Item
107. Handmade Doll Clothes
108. Handmade Doll Or Toy
109. Holiday Article
110. Household Item – Towel, Pillow, Pillowcase, Wall Accessory, Table Runner, Sampler, Tablecloth, Curtains
111. Infant Article
112. Knitted Item
113. Needlepoint Item
114. Novelty Garment
115. Rug
116. Totebag/purse/backpack - Handmade
117. Wall Hanging
118. Weaving
119. Quilt, Applique
120. Quilt, Baby
121. Quilt, Cross Stitch
122. Quilt, Embroidered
123. Quilt, Hand-quilted
124. Quilt, Machine-quilted
125. Quilt, Novelty
126. Quilt, Patchwork
127. Quilt, Pieced
128. Quilt, Pieced And Appliqued
129. Quilt, Printed Fabric
130. Quilt, Tied Or Tacked
131. Quilt, T-shirt
132. Quilt Top, Appliqued
133. Quilt Top, Cross-stitch
134. Quilt Top, Embroidered
135. Quilt Top, Pieced
136. Monogramming
137. Machine Embroidery



**HANDWORK MADE BY A PERSON
AFTER THEY HAVE REACHED THE AGE OF 65
AWARDED by Kesterson's Antiques**

CLASSES:

138. Apron, Most Attractive
139. Apron, Most Serviceable
140. Counted Cross Stitch Article
141. Counted Cross Stitch Picture
142. Counted Cross Stitch Sampler
143. Crocheted Article
144. Cross Stitch Article, Other
145. Handmade Garment
146. Knitting
147. Novelty
148. Pillow
149. Quilt, Applique
150. Quilt, Cross Stitch
151. Quilt, Pieced
152. Quilt Top, Appliqued
153. Quilt Top, Cross Stitch
154. Quilt Top, Pieced
155. Quilted Article
156. Quilted Wall Hanging
157. Wall Hanging



ARTS & CRAFTS

AWARD: Tucker's Baskets will present a handmade basket to the person winning Best of in Arts and Crafts.

All pictures must be framed or matted. Painting must be done by person entering it and he or she may not be a professional. (Only one entry to a class per person.)

CLASSES:

200. Basket, Handwoven, Large
201. Basket, Handwoven, Small
202. Card Making, Handmade
203. Christmas Article, Handmade
204. Clay Sculpture
205. Collage – Any Medium
206. Creative Stitchery, Free Hand
207. Decorated Gourd
208. Decorated Hat
209. Decoration Made Of Wood
210. Decoration Textile
211. Decoration, Any Other Material
212. Decoration, Holiday
213. Flower Arrangement, Non-living
214. Hand Carved Wood Article
215. Handmade Furniture
216. Handmade Wild Animal Call
217. Handmade Jewelry
218. Hand Painted Design On Article
219. Hobby
220. Holiday Article
221. Leather Craft
222. Mixed Medium, Any Article
223. Painting, Acrylic
224. Painting, Oil
225. Painting, Pastel
226. Painting, Watercolor
227. Photography, Black And White
228. Photography, Color
229. Painted Article
230. Pottery
231. Recycled Art
232. Scrapbook – 2-page Spread
233. Sketch, Charcoal
234. Sketch, Crayon



235. Sketch, Ink
236. Sketch, Pencil
237. Stained Glass Article
238. Stamping
239. Stencil On Article
240. Wood Burning
241. Sculpture – Wood, Stone, Or Any Carved Medium Except Clay
242. Broom-making



YOUTH ART

The Janice Glover Youth Award will be presented to the person winning Best of in Youth Art.

All entries must be matted and framed.

CLASSES:

243. Youth, Art
244. Youth, Hobby
245. Art, Pencil
246. Art, Crayon
247. Art, Other
248. Art, Photography



ANTIQUES & COLLECTIBLES

GIGI SMITH & JAWANA BROWN, SUPERINTENDENTS

AWARD: An award for Best Antiques of Show will be presented in memory of Rena Adams, Helen Dickerson and Margaret Edwards by their families.

Judging will be done on basis of quality or how well the item is preserved. All items must be at least 75-years-old unless otherwise noted.

CLASSES:

300. Aluminum Item, Hammered (1940-1970)
301. Antique Lamp
302. Basket, Glass Or Porcelain/china
303. Basket, Woven
304. Bell, Glass
305. Bells
306. Books
307. Bottles
308. Butter Dish
309. Butter Mold
310. Cake Plate
311. Candle Holders
312. Canning Jar, Standard
313. Carnival Glass
314. Cast Iron
315. Celery Dish
316. China Tea Cup & Saucer
317. Clear Bowl
318. Clear Cake Stand
319. Clear Preserve Stand
320. Clear Relish Dish
321. Clothes
322. Coins
323. Colored Bowl
324. Colored Relish Dish
325. Compote, Large
326. Compote, Small
327. Cookie Jar (1940-1970)
328. Copper Or Brass Articles
329. Depression Glass
330. Dishes, Miscellaneous
331. Documents
332. Framed Pictures
333. Goblet
334. Handwork
335. Insulator
336. Iron, Flat
337. Ironstone China
338. Jewelry
339. Keepsakes
340. Kitchen Utensil (Over 75-years-old)
341. Letters
342. Madisonville/hopkins Co. Advertising Item (Small)
343. Milk Bottle, Glass
344. Milk Glass
345. Oddities & Novelties
346. Painted Bowl
347. Perfume Bottle, Glass (Not Manufacturer's Bottle)
348. Pitcher, China
349. Pitcher, Clear
350. Pitcher, Colored Glass
351. Pitcher, Small
352. Photographs
353. Platter
354. Platter (1940-1970)
355. Postcard
356. Powder Dish
357. Pressed Glass



358. Quilt
359. Rolling Pin
360. Salt & Pepper Shakers
361. Salt & Pepper Shakers (1940-1970)
362. Shaving Mug
363. Spoon Holder
364. Sugar Bowls
365. Sugar Bowl & Creamer
366. Sugar Bowl & Creamer (1940-1970)
367. Tea Pot
368. Tin Item
369. Tool, Small Metal
370. Tool, Small Wooden
371. Toothpick Holder
372. Toys
373. Trinket Box
374. Tumblers, Water Glasses
375. Vase
376. Vinegar Cruet



CANNING

Ann Wagoner, Superintendent

An award for Best of Canning will be presented in memory of Ray & Lucille Cardwell by their families.


All canned foods must be exhibited in standard glass jars with USDA approved lids. Half-pints, pints and quarts accepted unless otherwise stated.

All canned foods must follow USDA GUIDELINES, which are available at the Hopkins County Extension Office.

FRUITS & VEGETABLES

CLASSES:

400. Apples, Canned
401. Applesauce
402. Baby Beets
403. Beans, Green
404. Beans, Shellie
405. Blackberries
406. Carrots
407. Corn, Pint Only
408. Kraut
409. Limas, Baby
410. Limas, Large
411. Misc. – Pie Filling
412. Misc. - Sauces
413. Okra
414. Peaches
415. Pears
416. Peas, Blackeyed
417. Peas, English
418. Potatoes
419. Salsa
420. Soup Mixture
421. Tomatoes
422. Tomato Catsup, Ripe
423. Tomato Juice
424. Collection Of Canned Fruit (4 Kinds, 4 Jars)
425. Collection Of Canned Vegetables (4 Kinds, 4 Jars)
426. Miscellaneous



JAM

CLASSES:

- 427. Blackberry
- 428. Blueberry
- 429. Grape
- 430. Peach
- 431. Plum
- 432. Raspberry
- 433. Strawberry
- 434. Miscellaneous
- 435. Mixed Fruit



JELLY

CLASSES:

- 436. Apple
- 437. Blackberry
- 438. Blueberry
- 439. Grape
- 440. Cherry
- 441. Peach
- 442. Plum
- 443. Raspberry
- 444. Miscellaneous
- 445. Mixed Fruit



PICKLES

CLASSES:

- 446. Beets
- 447. Chili Sauce
- 448. Chow Chow
- 449. Corn Relish
- 450. Okra
- 451. Pickled Pepper
- 452. Pickles, Bread & Butter
- 453. Pickles, Cucumber – sour
- 454. Pickles, Cucumber – sweet
- 455. Pickles, Dill
- 456. Pickles, Green Tomato
- 457. Pickles, Mixed
- 458. Pickles, Peach
- 459. Pickles, Pear
- 460. Pickles, Squash
- 461. Pickles, Miscellaneous
- 462. Plum
- 463. Relish, Pepper
- 464. Relish, Sweet



PRESERVES

CLASSES:

- 465. Apple
- 466. Apple Butter
- 467. Cherry
- 468. Conserves, Any Kind
- 469. Grape
- 470. Peach
- 471. Pear
- 472. Plum
- 473. Strawberry
- 474. Watermelon
- 475. Miscellaneous
- 476. Mixed Fruit

BAKED GOODS

Gigi Kesterson, Superintendent

AWARD: Hopkins County Homemakers will present an award to the person winning Best of Baked Goods.

All baked goods must be entered on a disposable container in a sealed/zippered plastic bag.

CLASSES:

- 500. Combread, any shape, 4
- 501. Biscuits, 4
- 502. Bread, Fruit, 4 slices
- 503. Bread, Nut, 4 slices
- 504. Bread, Zucchini, 4 slices
- 505. Bread, Quick, 4 slices
- 506. Bread, Sourdough, 4 slices
- 507. Bread, Starter, 4 slices
- 508. Bread, Reduced or Sugar Free, 4 slices
- 509. Yeast Rolls, 4
- 510. Cake, Angel, Not Iced, 1/2 cake
- 511. Cake, Chocolate, Iced, 1/2 cake
- 512. Cake, Coffee, 1/2 cake
- 513. Cake, Decorated, Whole
- 514. Cake, Jam, Iced, 1/2 cake
- 515. Cake, Poundcake, 1/2 cake
- 516. Cake, Spice, 1/2 cake
- 517. Cake, Reduced or Sugar Free, 1/2 cake
- 518. Cupcakes, Not Iced, 4
- 519. Cupcakes, Decorated, 4
- 520. Muffins, Fruit, 4
- 521. Muffins, Nut, 4
- 522. Cinnamon Rolls, 6
- 523. Candy, Any Other, 4
- 524. Candy, Reduced or Sugar Free, 4
- 525. Divinity, 4
- 526. Fudge, Chocolate, 4
- 527. Fudge, Peanut Butter, 4
- 528. Pie, Chess, Whole
- 529. Pie, Fruit, Whole
- 530. Pie, Nut, Whole
- 531. Pie, Chocolate, Whole
- 532. Pie, Reduced or Sugar Free, Whole
- 533. Plate, Bar Cookies, 6
- 534. Plate, Brownies, Not Iced, 4 3-inch
- 535. Plate, Brownies, Iced, 4 3-inch
- 538. Plate, Chocolate Chip Cookies, 6
- 539. Plate, Oatmeal Cookies, 6
- 540. Plate, Peanut Butter Cookies, 6
- 541. Plate, Raisin Cookies, 6
- 542. Plate, Sugar Cookies, Not Iced, 6
- 543. Plate, Reduced or Sugar Free Cookies, 6



YOUTH BAKED GOODS

- 544. Bread, 4 slices
- 545. Cake, whole
- 546. Cupcakes, 4
- 547. Candy, 4
- 548. Pie, whole
- 549. Cookies, 6



FRESH FLORAL PENNYROYAL MASTER GARDENERS

AWARD: IN MEMORY OF BETTIE CRAWFORD, A SPECIAL AWARD WILL BE GIVEN TO THE PERSON DISPLAYING BEST OF SHOW IN ALL FLOWER DIVISIONS.

RULES:

1. Flowers must be checked in between 9:00 a.m. until noon on Tuesday, July 23, 2019.
2. Flowers must be home grown in Hopkins County.
3. The Fair Board assumes no responsibility for damage or loss of property.
4. Each exhibitor must arrange the flowers he/she enters.
5. Containers must be checked out from 8:00-10:00 a.m., Saturday, July 27, 2019.
6. Foliage is allowed in all arrangement classes. No artificial or dried material will be accepted in Fresh Florals.
7. A person may enter only one arrangement in any one class.
8. Horticultural specimens must be displayed in provided vases and must be grown by the exhibitor.

CUT FLOWER ARRANGEMENTS

Classes:

1. Design Featuring Black-eyed Susans
2. Design Featuring Gladioli
3. Design Featuring Large Marigolds
4. Design Featuring Small Marigolds
5. Design Featuring Roses
6. Design Featuring Sunflowers
7. Design Featuring Large Zinnias
8. Design Featuring Small Zinnias
9. Design Featuring Mixed Garden Flowers
10. Youth Design



POTTED PLANTS

Classes: (Single Specimens Only, Classes 10-13)

11. Flowering Potted Plant
12. Non-flowering Potted Plant
13. Herb
14. Succulent
15. Dish Garden, Fairy Garden, Terrarium – Any Of These Must Contain Live Plants.
16. Multiple Plant Arrangement

HORTICULTURE

CLASSES: (Single Specimens Only)

17. Black-eyed Susan
18. Chrysanthemum
19. Dahlia
20. Daylily
21. Gladiolus – One Large Spike
22. Lily
23. Marigold, Small
24. Marigold, Large
25. Rose, Floribunda/climbing
26. Rose, Hybrid Tea
27. Rose, Miniature
28. Rose, Shrub
29. Sunflower
30. Zinnia, Large
31. Zinnia, Small
32. Other Garden Flower
33. Youth Entry



FRUITS & VEGETABLES

AWARD: Pennyroyal Master Gardeners will award the person earning the most points in Fruits & Vegetables. Points will be given as follows: Blue Ribbon-3, Red Ribbon-2, and White Ribbon-1.

Entries will be taken from 10:00 a.m. until 6:00 p.m., Monday, July 22, 2019.

Judging will be completed by 4:00 p.m., Tuesday, July 23, 2019.

Exhibits must be removed by 10:00 a.m., Saturday, July 27, 2019.

NOTE: ALL PRODUCE (INCLUDING GARDEN DISPLAY) MUST BE CURRENT YEAR NON-COMMERCIALLY GROWN CROPS EXCEPT DRIED GOURDS.

*AWARD: Champion Ribbon will be awarded to first place winner in the Garden Display class.

*GARDEN DISPLAY:

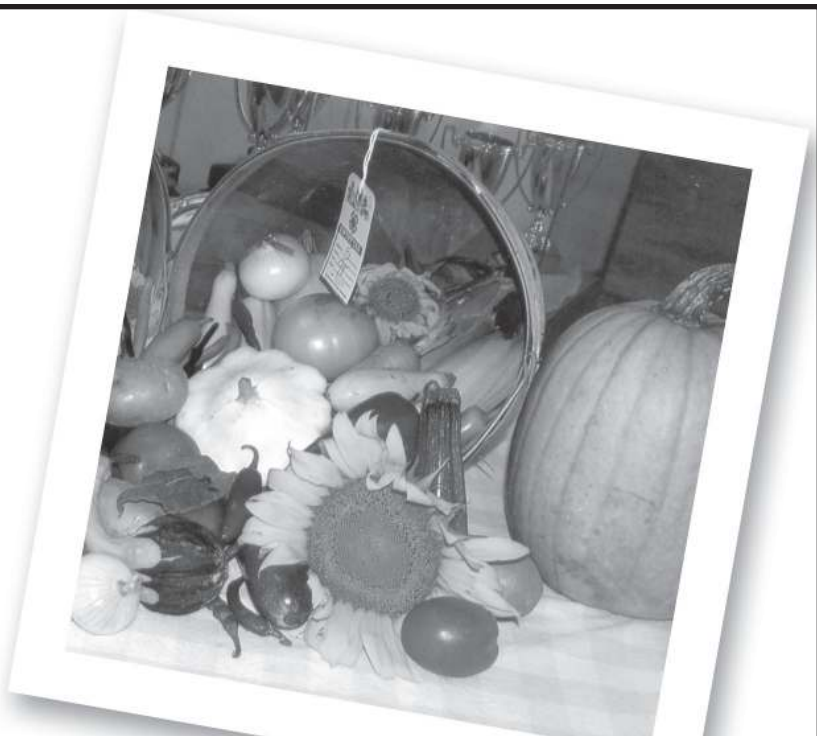
First.....	\$10.00
Second.....	\$8.00
Third.....	\$6.00

CLASSES: (Quantity Is One, Unless Otherwise Stated)

1. Apples, Any Color, Plate Of 5
2. Beans, Butter, Plate Of 12
3. Beans, Green, 12 With Stems
4. Beans, Hulled, Plate Of 12
5. Beans, Limas, Shelled, Plate Of 12
6. Beets, Plate Of 6
7. Blackberries, 6
8. Blueberries, 6
9. Cabbage
10. Cabbage, Red
11. Cantaloupe
12. Carrots, Plate Of 6
13. Corn, Sweet, White, 5 Shucked Roasting Ears
14. Corn, Sweet, Yellow, 5 Shucked Roasting Ears
15. Cucumbers, Burpless, Plate Of 5
16. Cucumbers. Pickling, Plate Of 5
17. Cucumbers, Slicing, Plate Of 5
18. Eggplant, Purple
19. Eggplant, White
20. Fruit, Any Other
21. Grapes, Blue, 2 Bunches
22. Grapes, White, 2 Bunches
23. Gourd, Dried, Largest
24. Gourd, Dried, Any Other
25. Gourd, Any Other
26. Gourd, Largest
27. Honey, Raw, Amber Light
28. Honey, Raw, Amber
29. Honey, Raw, Dark
30. Honey, Raw, With Comb
31. Okra, Plate Of 6
32. Onions, Red, Plate Of 5
33. Onions, White, Plate Of 5
34. Onions, Yellow, Plate Of 5
35. Peaches, Plate Of 5
36. Peas, In Pod, 6
37. Peas, Shelled, 1/2 Cup
38. Pears, Plate Of 5
39. Peppers, Habanero, 5
40. Peppers, Hot, 5
41. Peppers, Jalapeño, 5
42. Peppers, Sweet, Banana, 5
43. Peppers, Sweet, Bell, 5
44. Plums, Plate Of 5
45. Popcorn, New, 6 Ears
46. Potatoes, Red, 5
47. Potatoes, Sweet, 5
48. Potatoes, White, 5
49. Pumpkin, Field
50. Pumpkin, Largest



51. Pumpkin, Pie
52. Raspberries, 6
53. Rhubarb, Plate, 1 Bunch Of 4
54. Squash, Acorn
55. Squash, Butternut
56. Squash, Cushaw
57. Squash, Spaghetti
58. Squash, Summer
59. Squash, Turban
60. Squash, White (Ruffled)
61. Squash, Zucchini
62. Tomatoes, Cherry (Any Color), Plate Of 5
63. Tomatoes, Green, Plate Of 5
64. Tomatoes, Red, Plate Of 5
65. Tomatoes, Roma, Plate Of 5
66. Tomatoes, Yellow, Plate Of 5
67. Tomatoes, Grape (Any Color), Plate Of 5
68. Tomatoes, Heirloom, Plate Of 5
69. Tomatoes, Largest
70. Turnips, Plate Of 5
71. Vegetable, Any Other
72. Vegetable, Unusual Shape
73. Watermelon, Largest
74. Garden Display* - Must Be Arranged On A Tray, Basket, Or Box With Only Fresh Fruit And Vegetables



4-H Club Home Economics Division

Rita Cartwright
SUPERINTENDENT

Paula Morrow
ASSISTANT SUPERINTENDENT

Connor Cooper & Katie Jury
COUNTY EXTENSION AGENTS
FOR 4-H YOUTH DEVELOPMENT

Sherri Friend
4-H PROGRAM ASSISTANTS

**Rita Cartwright, Paula Morrow, Amanda Morrow,
and Blake Dickerson**
CLASS/DIVISION ASSISTANTS

RULES:

1. Exhibitor must be a 4-H Club member in good standing.
2. Club members may enter Arts, Canning, Clothing, Foods, Home improvement, Knitting and Crocheting, and Photography.
3. All entries must be checked in between 10:00 a.m. and 6:00 p.m. on Monday, July 22, 2019.
4. Judging will be done on the Danish System.
5. All entries must be checked out on Saturday, July 27, 2019 between 8:00 and 10:00 a.m.
6. Check-in stubs must be turned in when articles are checked out.
7. Division Trophies and awards will be given to the Hopkins County 4-H Club member in divisions where listed, receiving the most points. Points will be given as follows: Blue ribbon-3, Red ribbon-2, and White ribbon-1. The same person cannot receive two trophies.
8. The Fair Board will present an award to the Hopkins County 4-H Club member gaining the most cumulative points in the 4-H division. Members who have won the award before are not eligible to win again.
9. Premiums will not exceed the amounts listed below. (Amounts listed represent a maximum, not a minimum or a guarantee.) Total money allotted to 4-H Club Home economics will be \$600.00.

PREMIUMS OFFERED:

Ribbon	Blue	Red	White
Arts.....	\$3.00.....	\$2.00.....	\$1.00
Canning.....	\$3.00.....	\$2.00.....	\$1.00
Clothing.....	\$3.00.....	\$2.00.....	\$1.00
Foods.....	\$3.00.....	\$2.00.....	\$1.00
Home improvement.....	\$3.00.....	\$2.00.....	\$1.00
Knitting and Crocheting.....	\$3.00.....	\$2.00.....	\$1.00
Photography.....	\$3.00.....	\$2.00.....	\$1.00

Note - Categories are placed according to the State Fair 4-H Guidelines. County only projects are located at the end of each Division.

DIVISION 6029 – 4-H ARTS & CRAFTS

AWARD: Dr. Terry Brown will present a \$25.00 Gift Card to the person accumulating the most points.

RULES:

1. See General Rules applying to all 4-H exhibitors and general rules applying to 4-H exhibits listed previously in this catalog.
2. All classes are from Portfolio Pathways (Section A) and Sketchbook Crossroads (Section B) 4-H Core Curriculum except for Trends and Heritage Crafts.
3. Junior: Any member age 9-13. Senior: Any member age 14-19.
4. Seniors must submit an artist statement. Please write a paragraph minimum about your piece of art. Please include the following information typed and attached to your piece of art.
 - Name
 - Class
 - Title of Work
 - Medium (What is it made of?)
 - Explanation of where you got your inspiration or ideas from in creating this work
 - Explanation of elements and principles of design that pertain to your work

- What kind of message were you trying to communicate to the viewer (mood, feeling, emotion, etc.)?
 - How does this represent you as an artist?
5. Each Exhibitor may enter only two (2) classes per sections A, B, & C per year.
 6. All items must have been made since the last State Fair.
 7. Project entry must meet all the requirements for the class; otherwise, the entry will be disqualified.
 8. Appropriate hangers for project work is any hardware permanently attached to the project that can be displayed on a metal grid work walls via metal S hook, binder clip, or zip tie. ***NOTE: mat board and canvas can be displayed utilizing binder clips.
 9. Subject matter is not "family friendly" in context.

Painting

SECTION A: Portfolio Pathways

- 727a. Junior Acrylic Still Life: (pg.12) Using acrylic paint to create a Still Life.
- 727b. Senior Acrylic Still Life: (pg.12) same as Junior.
- 728a. Junior Water Color: (pg.14) Using watercolors and a variety of techniques to complete a painting on watercolor paper.
- 728b. Senior Water Color: (pg. 14) same as Junior.
- 729a. Junior Abstract: (pg.18) Using acrylic paints experiment with abstract designs to complete a painting.
- 729b. Senior Abstract: (pg. 18) same as Junior
- 730a. Junior Sand Painting: (pg.20) On an 8"x10" x1/4" sanded plywood or particle board. Explore painting with colored sand mixed with glue.
- 730b. Senior Sand Painting: (pg.20) same as Junior.
- 731a. Junior Self Portrait: (pg.22) Using acrylic or watercolor paints. Complete a self- portrait using any drawing or painting technique.
- 731b. Senior Self Portrait: (pg. 22) same as Junior.
- 732a. Junior Human Action: (pg.24) Using acrylic or watercolor paints, capture human action through the use of vivid colors, lines, and texture when painting.
- 732b. Senior Human Action: (pg.24) same as Junior.
- 733a. Junior Oil Painting: (pg.26) Using oils on canvas or canvas board. Experiment with different techniques of laying oil to canvas to create a finished painting.
- 733b. Senior Oil Painting: (pg.26) same as Junior.
- 734a. Junior Oil Landscape: (pg.30) On a 16"x18" stretched and primed canvas, canvas board or sheet of Masonite coated in gesso. Lay out a one -point landscape perspective drawing and use oil paints to show atmosphere and distance.
- 734b. Senior Oil Landscape: (pg.30) same as Junior.

Painting

- 735a. Junior Intaglio Collagraph Print: (pg.38) On 8 1/2" x 11" paper. Create a collagraph block at least 6" wide and create any color print using intaglio printing method.
- 735b. Senior Intaglio Collagraph print: same as Junior.
- 736a. Junior Blueprint Paper Print: (pg.40) On blueprint paper create a sun print; at least 5 1/2" x 8 1/2" in. using cyanotype or Light or sun sensitive paper.
- 736b. Senior Blueprint Paper Print: same as Junior.
- 737a. Junior Etched Plexiglas: (pg. 42) Create an original print using an etched Plexiglas plate. The print should be at least 5 1/2" x 8 1/2" in. Plexiglas etching uses the intaglio method of printing.
- 737b. Senior Etched Plexiglas: same as Junior.
- 738a. Junior Wax Resist Print: (pg.44) Create intricate designs for printing using a wax resist method.
- 738b. Senior Wax Resist Print: same as Junior.
- 739a. Junior Tire Stamp Print: (pg.46) Cut pieces of inner tube tire, glue it onto a wood block, and print using a stamp pad.
- 739b. Senior Tire Stamp Print: same as Junior.

740a Junior Linoleum Print: (pg.48) Create linoleum print using linoleum block on paper.

740b. Senior Linoleum Print: same as Junior

741a. Junior Hand Drawn Negative Photograph: (pg.51) You will draw a negative on frosted acetate, then print onto photographic paper (8"x10" in.) as a positive, using a photographic process.

741b. Senior Hand Drawn Negative Photograph: same as Junior.

Graphic Design

743a. Junior 5 Color Design: (pg.62-63) Create (2) two 8"x 10"in. landscapes. 5 color designs are identical except for (1) one color. Change (1) one color to create a second design. Use paint, paper or computer graphics program. Mount on a matt board.

743b. Senior 5 Color Design: same as Junior

744a. Junior Computer Drawing: (pg.70) Explore the use of computer tools and techniques to doodle, draw and replicate images. Print out each design showing the use of various tools.

744b. Senior Computer Drawing: same as Junior.

Section B: Sketchbook Crossroads

Drawing

745a. Junior Contour Drawing: (pg.12) Draw objects using the contour drawing method. Do 2-3 drawings of the same object from different angles.

745b. Senior Contour Drawing: same as Junior

746a. Junior Two Point Perspective: (pg. 16) On sketch paper, draw a two point perspective that has a point at each end of a horizontal segment.

746b. Senior Two Point Perspective: same as Junior.

747a. Junior Circular Shape Object: (pg.18) Draw a subject to fit a circular shape.

747b. Senior Circular Shape Object: same as Junior.

748a. Junior Color Pencil: (pg.20) Draw with colored pencils and use turpenoid to blend the colors.

748b. Senior Color Pencil: same as Junior.

749a. Junior Pen and Ink: (pg.22) Sketch animals or other objects using pen and ink.

749b. Senior Pen and Ink: same as Junior

750a. Junior Calligraphy: (pg. 24) On 8 1/2 by 11 paper, rewrite a quote, poem or pledge using Calligraphy. Make sure to include the author on the piece.

750b. Senior Calligraphy: Same as Junior

751a. Junior Cartooning: (pg.27) Cartooning is a simple process of making line drawings show sequential motion. Create your own cartoon character showing motion.

Must create at least three blocks.

751b. Senior Cartooning: same as Junior.



Fiber Arts

- 752a. Junior Felted Wool Applique Mat: (pg31) Felt wool to create a design. Applique design to a felted wool mat. Max size of mat 18" x 24" in. Use 100% wool to felt.
- 752b. Senior Felted Wool Applique Mat: same as Junior.
- 753a. Junior Cotton Linter Bowl: (pg. 34) Experiment with cotton linter using molds and shaping the linter to form bowls. Enhance the cotton with colored pencils, threads, floss, dried flowers to make a unique creation.
- 753b. Senior Cotton Linter Bowl: same as Junior.
- 754a. Junior Batik Fabric: (pg.37) Using natural fiber fabric. Create a unique fiber artwork using dyes and the wax resist method.
- 754b. Senior Batik Fabric: same as Junior.
- 755a. Junior Lap Loom Woven Place Mat: (pg.40) Set up a lap Loom. Using several colors or types of yarn create a woven placemat.
- 755b. Senior Lap Loom Woven Place Mat: same as Junior
- 756a. Junior Inkle Loom Basket: (pg.44) Weave 4-6 stripes that are identical. Sculpt a basket out of several woven strips by stitching them together in a spiral. Manipulate the strips to form the bottom of the basket.
- 756b. Senior Inkle Loom Basket: same as Junior.

Sculpting

- 757a. Junior Clay Container: (pg.55) Create a functional container from clay either self- hardening or firing required.
- 757b. Senior Clay Container: same as Junior.
- 758a. Junior Clay Bust: (pg.57) Sculpt a head with facial features out of clay.
- 758b. Senior Clay Bust: same as Junior
- 759a. Junior Mask: (pg.61) Create a mask using clay emphasizing unique form and texture to portray feelings.
- 759b. Senior Mask: same as Junior.
- 760a. Junior Cardboard Sculpture: (pg.65) Create a piece of textured relief sculpture using corrugated cardboard stacked and glued together. Sculpt with an Exacto® knife.
- 760b. Senior Cardboard Sculpture: same as Junior.
- 761a. Junior Flower Wire Sculpture: (pg.67) Using wire and nylon cloth create a freestanding flower sculpture.
- 761b. Senior Flower Wire Sculpture: same as Junior.
- 762a. Junior Plaster of Paris Carving: (pg.69) Using a plaster of paris block, carve a form that has a concave and convex surface and allows space to flow around and through it.
- 762b. Senior Plaster of Paris Carving: same as Junior.

Section C: Art Trends and Traditions

This section will be highlighting the latest trends in art while honoring our heritage. Art trends will be selected every two years. Heritage crafts will be open to any heritage craft. Documentation for the Heritage Craft Classes is REQUIRED. If required documentation is not attached the item will be disqualified. You may enter one entry per year in this section.

Trends

- 763a. Junior Art Trends –Mixed Media Canvas. Mixed media is defined employing more than one medium. Examples include decoupage and paint; pencil and water colors; fabric, paint and paper. Canvas size is open to artist.
- 763b. Senior Art Trends—Mixed Media Canvas: Same as above.

Traditions

- 764a Junior Heritage Arts Other - See below for definition.
- 764b. Senior Heritage Arts Other
- 764c. Junior Basket Making - Natural materials, any size, shape or design. Non-natural materials may be woven into design.
- 764d. Senior Basket Making -Natural materials, any size, shape or design. Non-natural materials may be woven into design.
- 764e. Junior Jewelry –One piece of jewelry created by youth (Jewelry quality only). No kits or pony beads allowed. Glass, clay or wooden beads (painted or carved) permitted only.
- 764f. Senior Jewelry –One set (at least two items) of jewelry created by youth (Jewelry quality only). No kits or pony beads allowed. No elastic material used to string beads. Glass, clay or wooden beads (painted or carved) permitted only. Examples: earring(s) and necklace or bracelet and necklace, etc.
- 764g. Junior Leather Craft - Item made from leather. May or may not be tooled. Kits allowed.
- 764h. Senior Leather Craft -same as above. No kits allowed.

Heritage Arts

According to various sources, heritage can refer to practices or characteristics that are passed down through the years, from one generation to the next. Kentucky 4-H believes in celebrating one's heritage through recognition of crafts that may be representative of one's culture. Examples may be baskets, brooms, etc. To successfully enter Heritage Arts the 4-H'er must create the Heritage Art piece after State Fair of the previous year, complete the following description and visibly attach it to the piece.

Type/ Title of Piece: _____

Origin: _____

Materials Used: _____

Setting Where the Piece was Created: _____

Name: Age: County: Class: _____

This handout contains an overview and a check-list of what information must be included in your artist's statement. All seniors must complete an artist statement.



Artist Statement

_____ An introductory paragraph that is interesting and makes the reader want to find out more about you in the paragraphs that follow.

_____ Contains information about your selected piece on the web-site

_____ Title of the work? (What is the work called?)

_____ Medium? (Material it is made out of)

_____ Dimensions of the work? (in inches)

_____ Explanation of why the artist chose to represent this piece

_____ Contains information on your vision and ideas

_____ Explanation of where you got your inspiration or ideas from in creating the work

_____ An explanation of how you incorporated these ideas into your finished work

_____ Use of appropriate and correct terminology pertaining to the work chosen

_____ Explanation of each of the elements and principles of art that pertain to your work

ELEMENTS:

_____ line
_____ color
_____ shape
_____ value
_____ space
_____ form
_____ texture

PRINCIPLES:

_____ balance
_____ emphasis
_____ movement
_____ harmony/unity
_____ pattern
_____ rhythm
_____ proportion
_____ variety
_____ Artist states what kind of message they were trying to communicate to the viewer (mood, feeling, emotions, etc.)
_____ Explanation of why the artist enjoyed working on this piece the most
_____ Amount of time spent working on the piece
_____ Explanation of what makes this a successful work of art

4-H Senior Arts Artist Statement Label

Please write a paragraph minimum about your piece of art.

Please include the following information.

- Name
- Class
- Title of Work
- Medium (What is it made of?)
- Explanation of where you got your inspiration or ideas from in creating this work
- Explanation of elements and principles of design that pertain to your work
- What kind of message were you trying to communicate to the viewer (mood, feeling, emotion, etc.)?
- How does this represent you as an artist?

DIVISION 6035 – 4-H FOODS EXHIBITS

Includes Breads, Food Preservation, General Foods and Dairy Foods

AWARD: Country Cupboard will provide a 25.00 Gift Card to the person accumulating the most points overall.

RULES:

1. Classes in Division: Classes 841—858.
2. Number of Entries Permitted:
 - a. Member may enter up to 3 classes in the Food Division. (This means: a member's name could appear up to 3 times on the county's Food Division invoice sheet.)
3. General Rules:
 - a. See "General Rules Applying to All 4-H Exhibitors in the Kentucky State Fair" at www.kystatefair.org. Click on "compete", then "Premium Book", then 4-H Exhibits.
 - b. Item must meet the requirements for the class; otherwise, the entry may be disqualified.
 - c. Items entered must have been completed by the exhibitor within the current program year.
 - d. The decision of the judges is final.
4. Unique Rules or Instructions:
 - a. Recipes: Entries are to be made using recipes specified in the class description. All recipes can be found in the 2018 4-H Fair Recipe Book at <http://4-h.ca.uky.edu/content/food-and-nutrition>, in the 4-H Cooking 101-401 Series or contact your county Extension agent for 4-H YD.
 - b. Place the baked product on a disposable plate. Place the plate inside a re-closable zip-type bag to maintain freshness and prevent damage. (Exhibit will not be disqualified if the plate is not inside the bag.)
 - c. Use of plastic film or aluminum foil to wrap product is discouraged, but will not cause the product to be disqualified.
 - d. To prevent damage, wrapped cakes should be transported in a sturdy container such as a cardboard box. Containers, pie pans, etc. will NOT be returned to the exhibitor.
6. Awards:
 - a. Each entry that meets class requirements will receive a ribbon.
 - b. A class champion will be named in each class.
 - c. An overall grand champion will be selected.
5. Additional Documentation Required: none
6. Class Descriptions: 4-H food entries will be divided into the following levels and classes:

All recipes are located in the 2018 4-H Fair Recipe Book at <http://4-h.ca.uky.edu/content/food-and-nutrition> and also in the publication identified in the class description.

MUFFINS

- 841 Three Oatmeal Muffins: Use recipe in 4-H Cooking 101, p. 54.
- 842 Three Cheese Muffins: Use recipe in 4-H Cooking 201, p. 49.

BISCUITS

- 843 Three Rolled Biscuits: Use recipe in 4-H Cooking 201, p. 50.
- 844 Three Scones: raisins may be substituted for dried cranberries. Use the recipe in the 2018 4-H Fair Recipe Book at <http://4-h.ca.uky.edu/content/food-and-nutrition>.

QUICK BREADS

- 845 Three Cornmeal Muffins: Use the recipe in the 4-H Fair Recipe Book-- Food at <http://4-h.ca.uky.edu/content/food-and-nutrition>.
- 846 Three pieces of Coffee Cake with Topping: Use recipe in 4-H Cooking 101, p. 59. Nuts are optional.

COOKIES

- 847 Three Chewy Granola Bars (gluten-free): Use recipe in 4-H Cooking 101, p. 35.
- 848 Three Brownies: Use recipe in 4-H Cooking 101, p. 67. Nuts are optional.
- 849 Three Snickerdoodle Cookies: Use the recipe in 4-H Cooking 101, page 88

CAKES

- 850 Half of one 8" or 9" layer Rich Chocolate Cake (no icing): Use recipe in 4-H Cooking 301, p. 116.
- 851 Half of one 8" or 9" layer Carrot or Zucchini Cake (no icing): Use recipe in 4-H Cooking 301, p. 119. May use carrots or zucchini.
- 852 1/4 of a Basic Chiffon Cake: Use recipe in 4-H Cooking 401, p. 118. Do not use variations.

PIES

- 853 One whole Double Crust Apple Pie: Use recipes in 4-H Cooking 401, p. 105 and 97 or in the 4-H Fair Recipe Book--Food at <http://4-h.ca.uky.edu/content/food-and-nutrition>. Leave pie in the disposable pie pan and place all in a zip-type plastic bag. May use spice variation if desired.

YEAST BREADS

- 854 Three Cinnamon Twists (no icing): Use recipe in 4-H Cooking 301, p. 42 & 44.
- 855 Three Soft Pretzels: Use recipe in 4-H Cooking 301, p. 48. Use any one topping listed.
- 856 One loaf Oatmeal Bread: Use recipe in 4-H Cooking 401, p. 25.

BREAD MADE IN A BREAD MACHINE

- 857 One loaf Honey Whole Wheat Bread made in a bread machine: Use the recipe in the 4-H Fair Recipe Book-- Food at <http://4-h.ca.uky.edu/content/food-and-nutrition>. May be a 1-pound, or 1 1/2-pound or 2-pound loaf.

CANDY

- 858 Three pieces Classic Chocolate Fudge (size: about one inch square): Use recipe in 4-H Cooking 401, p. 89. Nuts are optional.



DIVISION 6036 – 4-H FOOD PRESERVATION

1. Classes in Division: 861-865.
2. Number of Entries Permitted:
 - a. A member may enter one class in the Food Preservation division. (This means: a member's name should appear only one time in the Food Preservation Division.)
3. General Rules:
 - a. See "General Rules Applying to All 4-H Exhibitors in the Kentucky State Fair" at www.kystatefair.org Click on "Competition," "Entries", then "Premium Book", then "4-H Exhibits."
 - b. Items must meet all the requirements for the class; otherwise, the entry will be disqualified.
 - c. Items entered must have been completed by the exhibitor within the current program year.
 - d. The decision of the judges is final.
4. Unique Rules or Instructions:
 - a. Recipes: Entries are to be made using recipes found in the 4-H Fair Recipe Book--Food Preservation at <http://4-h.ca.uky.edu/content/food-and-nutrition> or contact your county Extension agent for 4-H YD.
 - b. Canned entries must be prepared from raw produce.
 - c. Re-canning of commercially processed foods is not permitted.
 - d. Helpful Information for the following classes can be found on the National Center for Home Food Preservation.
 - e. Jars not processed by the correct method will not be judged. Open kettle processing is not acceptable for any product.
 - f. Jars must be clear, clean STANDARD jars specifically designed for home canning. If mayonnaise or similar non-standard jars are used, the product will not be judged or awarded a premium.
 - g. Two-piece screw bands and lids specifically designed for home canning should be left on containers.
 - h. If judges open the jar for judging purposes do NOT eat contents of containers upon return.
5. Additional Documentation Required:
 - a. See labeling instructions below and in class description.
6. Labeling:
 - a. All Entries: Will have 1 label. Attach securely to the outside of the container.
 - i. Preserved food label: Use the 4-H labels located at the end of this section. Fill out the label completely.
7. Awards:
 - a. Each entry that meets class requirements will receive a ribbon.
8. Class Descriptions: 4-H Food Preservation entries will be divided into the following levels and classes:
 - 861 Dried Apples: Dry apples according to the instructions in the 4-H Fair Recipe Book--Food Preservation at <http://4-h.ca.uky.edu/content/food-and-nutrition>. Place 12 pieces of dried fruit in a container which is an example of a container suitable for long term storage of dried fruit. Label package with kind of fruit and date processed. Size of the container is not being judged. Publication HE 3-501 may be helpful: <http://www2.ca.uky.edu/agc/pubs/FCS3/FCS3501/FCS3501.pdf>
 - 862 Salsa: (pint jar or smaller) canned using a boiling water canner. Use the recipe in the 4-H Fair Recipe Book--Food Preservation at <http://4-h.ca.uky.edu/content/food-and-nutrition>. The USDA recommended headspace for salsa is 1/2 inch. Canning label must be completed by member and affixed to the jar. Publications Home Canning Salsa (FCS3-581) at <http://www2.ca.uky.edu/agc/pubs/FCS3/FCS3581/FCS3581.pdf>, Home Canning Tomatoes and Tomato Products (FCS3-580) at <http://www2.ca.uky.edu/agc/pubs/FCS3/FCS3580/FCS3580.pdf> and USDA Complete Guide to Home Canning: http://nchfp.uga.edu/publications/publications_usda.html may be helpful.

863 Dill Pickles: (pint jar or smaller), canned using a boiling water canner: Use the recipe in the 4-H Fair Recipe Book—Food Preservation at <http://4-h.ca.uky.edu/content/food-and-nutrition>. The USDA recommended headspace for pickles: 1/2 inch. Canning label must be completed by member and affixed to the jar. Publications Home Canning Pickled and Fermented Foods (FCS3-582) at <http://www2.ca.uky.edu/agc/pubs/FCS3/FCS3582/FCS3582.pdf> and USDA Complete Guide to Home Canning: http://nchfp.uga.edu/publications/publications_usda.html may be helpful

864 Strawberry Jam: (half pint or smaller jar), canned using a boiling water canner. Use the recipe in the 4-H Fair Recipe Book—Food Preservation at <http://4-h.ca.uky.edu/content/food-and-nutrition>. The USDA recommended headspace for jam is 1/4 inch. Canning label must be completed by member and affixed to the jar. Write the type of fruit used on the canning label. Publications FCS3-579 at <http://www2.ca.uky.edu/agc/pubs/FCS3/FCS3579/FCS3579.pdf> and USDA Complete Guide to Home Canning: http://nchfp.uga.edu/publications/publications_usda.html may be helpful. Refrigerator and freezer jams are not appropriate for this class.

865 Green Beans: (One pint), canned using a pressure canner. Use the recipe in the 4-H Fair Recipe Book—Food Preservation at <http://4-h.ca.uky.edu/content/food-and-nutrition>. Beans may be 'raw packed' or 'hot packed' but the packing method used must be indicated on the label. The USDA recommended headspace for green beans is 1 inch. Canning label must be completed by member and affixed to the jar. Publication FCS3-583 Home Canning Vegetables (<http://www2.ca.uky.edu/agc/pubs/FCS3/FCS3583/FCS3583.pdf>) and USDA Complete Guide to Home Canning: http://nchfp.uga.edu/publications/publications_usda.html may be helpful. Preserved Food Labels

DIVISION 6032 – 4-H SEWING

AWARD: CLEMENTS JEWELERS WILL PRESENT A TRAY TO THE CHAMPION OF THE OVERALL CLOTHING DIVISION.

1. Classes in Division: twelve Junior Classes 790A-799B; eleven Senior Classes 800-810.
2. Number of Entries Permitted:
 - a. A member may enter up to two classes within their age division in Sewing. (This means: a member's name may appear up to two times in the Sewing Division.)
2. General Rules:
 - a. See "General Rules Applying to All 4-H Exhibitors in the Kentucky State Fair" at www.kystatefair.org. Click on "Competition", then "Premium Book", then 4-H.
 - b. Item must meet all requirements for the class; otherwise, the entry will be disqualified.
 - c. Items entered must have been completed by the exhibitor within the current program year.
 - d. The decision of the judges is final.
3. Unique Rules or Instructions:
 - a. Items must be "handmade"; no ready-to-wear/factory made items will be accepted for judging.
 - b. Items must be CLEAN, however it is permissible for garment to show wear.
 - c. Articles of clothing for "Clothing Option" classes are to be made by and constructed for the 4-H member to wear. Doll clothing does not meet the requirement for Clothing Option classes

- d. Send NO additional accessories or undergarment with any sewing entry unless it was constructed as a part of the project.
- e. Specific number of items: In classes where there is to be a specified number of articles exhibited and the entry contains more, the judges will be instructed to have the agent who submits the article(s) make the decision on which item(s) are to be judged. In those cases where the situation was not discovered before entry was made, the article(s) to be judged will be left to the discretion of the judges.
- f. Complete outfit: The definition of a "complete outfit" is an item or items that cover the top and bottom of the body. To be considered a top, a jacket or robe, it must include a front closure. Open front tops that require an under shirt do not count as a complete outfit unless the under shirt is also constructed by the member.
4. Additional Documentation Required:
 - a. 4-H Sewing Project Card: no longer required.
 - b. Documentation is required only in Junior Unit VI non-clothing option and Up Cycle Jr & Sr, and Smart Clothing Jr & Sr projects.
 - i. Documentation may be handwritten or printed by computer on 8.5" X 11" paper.
 - ii. Insert documentation into an inexpensive folder or plastic sheet protector. Attach it to the item using a safety pin or binder clip.
5. Awards:
 - a. Each entry that meets class requirements will receive a ribbon.
6. Class Descriptions:

JUNIOR DIVISION FOR 4-H'ERS AGES 9-13

Junior members may complete the projects in any order and may repeat a level more than one year. The curriculum includes instructions for making "practice" items; the practice items do not fit in classes in the Clothing Division.

UNIT I - LET'S LEARN TO SEW: BEGINNER SKILLS; SEE PUBLICATION: [HTTP://WWW.CA.UKY.EDU/AGC/PUBS/4JD/4JD01PB/4JD01PB.PDF](http://www.ca.uky.edu/agc/pubs/4JD/4JD01PB/4JD01PB.PDF) , PAGES 3-20 AND 55-56.

790A Unit I Clothing Option: Shorts, pants, or skirt with casing waistline (elastic and/or drawstring). Garment must be made from woven fabric and include the following: straight machine stitching, appropriate visible seam finish, and machine stitched hem. This class is for ages 9-13.

790B Unit I Non Clothing Option: Apron or drawstring backpack/shoulder bag OR tote bag with fabric handles OR a laundry bag. Item must be made from woven fabric and include the following: straight machine stitching, appropriate visible seam finish, and a casing or machine stitched hem. Practice projects (travel kit and tissue holder) are not to be entered. This class is for ages 9-13.

UNIT II - LET'S GET TO THE BOTTOM: BEGINNER SKILLS; SEE PUBLICATION: [HTTP://WWW.CA.UKY.EDU/AGC/PUBS/4JD/4JD01PB/4JD01PB.PDF](http://www.ca.uky.edu/agc/pubs/4JD/4JD01PB/4JD01PB.PDF) , PAGES 21-38 AND 55-56.

791 Unit II Clothing Option: Skirt, shorts or pants. Exhibit must be made from woven fabric and include the following: enclosed seams, appropriate seam finish, interfacing, zipper, and a facing or waistband. This class is for youth ages 9-13.

792 Unit II Non Clothing Option: Zippered tote bag, purse, garment bag, or duffel/gym bag. Exhibit must be made from woven fabric and include the following: enclosed seams, appropriate seam finish, interfacing, and 14" or longer zipper. (Pre-quilted woven fabric and recycled woven fabric are acceptable fabric choices but use is not required.) Practice projects (book cover, zippered travel bag) are not to be entered. This class is for youth ages 9-13.

UNIT III – TOP IT OFF: BEGINNING SKILLS; See Publication: <http://www.ca.uky.edu/agc/pubs/4jd/4jd01pb/4jd01pb.pdf>, pages 39-52 and 55-56.

793 Unit III Clothing Option: Shirt, simple jacket, one piece dress with no waistline, cape with a hood or collar, bathrobe, or vest with lining or facing. Garment must be made from woven fabric and include the following: buttons and buttonholes. A simple lining, trim, collar, and sleeves may be included but are not required. This class is for youth ages 9-13.

794 Unit III Non Clothing Option: Backpack with lining, applied trim, and button/buttonhole closure. Practice projects (hanger cover, pillow case and button closure, gift bag) are not to be entered. This class is for youth ages 9-13.

UNIT IV – STRETCH YOUR KNIT SKILLS: BEGINNER SKILLS; See Publication: <http://www.ca.uky.edu/agc/pubs/4jd/4jd01pb/4jd01pb.pdf>, pages 45-48 and 55-56.

795 Unit IV Stretch Your Knit Skills: 1 or 2 piece complete outfit made from knit fabric; such as a dress, top and bottom, pajamas, or nightshirt. All garment pieces must be made from knit fabric with a limited amount of one-way stretch; rib knit may be included for neckband and arm/leg band trim only. This class is for youth ages 9-13.

UNIT V-MOVING ON UP: Intermediate skills See publication: http://4-h.ca.uky.edu/sites/4-h.ca.uky.edu/files/junior_unit_v_moving_on_up.pdf

796 Unit V Moving on Up: one-piece complete outfit made from woven fabric; such as a dress, coveralls, or jumpsuit. Item must include at least a zipper and/or buttons and buttonholes. A waistline simple lining, trim, collar, and sleeves may be included but are not required. This class is for youth ages 9-13.

UNIT VI – PUT IT ALL TOGETHER See Publication: <http://www.ca.uky.edu/agc/pubs/4jd/4jd01pb/4jd01pb.pdf>, pages 49-56.

797 Unit VI Put It All Together Clothing Option: 2 or 3 piece complete coordinating outfit; such as warm up suit; dress with jacket or coat, swimwear with cover-up, jacket or shirt with slacks/ skirt. At least one piece must include sleeves and a collar/hood. No simple casings. Fabric choice may be woven, knit or a combination of the two. This class is for ages 9-13.

798 Unit VI Put It All Together Non Clothing Option: Original design tote bag or bicycle carrier and documentation folder – made using Wild Ginger Software, Inc. Wild Things! Software program, download free at: <https://www.wildginger.com/products/wildthings.htm>. Select the “Tote Bag” or “Bicycle Carrier” option and design a bag that includes at least 2 pockets. Be creative with your design. Required elements: at least 2 pockets; minimum size of 12 inches in height and 12 inches in width. Item must have at least one functional zipper; and creative stitchery or applied trim to personalize your bag. If bag is not lined, the seam allowances must be finished with a bound seam finish. Optional elements: lining, other type closure as design dictates [button(s), hook and loop tape, or snap(s)]. This class is for ages 9-13. In the documentation include: your name, your county, the name of the unit, class entered, number of years you have been sewing, cost, and the printed design sheets (one for each pocket selected) from the program, and answers to the following questions:

1. How did you choose the size of your tote bag? Did you use any of the default settings in the program?
2. Did you have any trouble using the software or printing your pattern? Explain
3. Did you download the Wild Things! Program to your home computer or use the program at your county extension office?
4. Did you make any changes to your pattern after it was printed? If so, tell what you changed.

Unit: Up Cycle It!—for youth ages 9–13 with advance sewing skills See publication: https://4-h.ca.uky.edu/sites/4-h.ca.uky.edu/files/upcycle_project_jr_and_sr.pdf

799A Up Cycle It! Junior—item sewn from recycled/repurposed garments and documentation folder: Sew a garment or fashion accessory from previously worn garments. Recycled fabric is to be the major component of the item. Recycled garments may be cast-offs from the member's family/friends or purchased at a yard sale or similar low cost source. Documentation is required. In documentation include the following: your name, your county, the name of the unit, class entered, number of years you have been sewing; a “before” photo of all recycled items used; source of the recycled garment; how the design was created; and any design drawings that were used in the creation. Place documentation in a folder or plastic sheet protector. “Deconstructed” t-shirts which do not include sewing skills do not fit this class. Items for the home do NOT fit this class. Items which do not include sewing as a major means of reconstruction are not eligible for this class. This class is for ages 9-13 with sewing skills.

Unit: Style Engineers –for guys and girls ages 9–13

799B Smart Clothing and documentation: one soft circuit item created using conductive thread and hand sewing and/or machine sewing skills, LEDs, and battery pack. May include items such as an LED bracelet, an illuminating fashion applique, an illuminating fashion accessory, or an illuminating garment constructed by the member. Documentation: Attach a diagram of the circuitry in your item. Website: <http://styleengineers.org/module/smart-clothing/>. This class is for ages 9-13.

SENIOR DIVISION FOR 4-HERS, AGE 14-18

Senior members may complete the projects in any order and may repeat a level more than one year.

UNIT: LET’S BE CASUAL- FOR AGES 14-18 (Ask your county 4-H agent for a copy or see publication: http://4-h.ca.uky.edu/sites/4-h.ca.uky.edu/files/senior_unit_1_a_lets_be_casual.pdf)

- 800 Let’s Be Casual--Clothing Option: 1 or 2 piece complete outfit made from knit or woven fabric such as a dress, top and bottom, simple pajamas, or robe. This class is for ages 14-18.
- 801 Let’s be Casual--Non Clothing Option: 2 coordinating fabric accessories from the following: apron, oven or BBQ mitt, wallet, garment bag, purse, backpack or duffel bag. This class is for ages 14-18.

DRESS It UP for ages 14-18 (Ask your county 4-H agent for a copy or see publication: https://4-h.ca.uky.edu/sites/4-h.ca.uky.edu/files/senior_unit_1_b_dress_it_up_0.pdf)

802 Dress It Up--1 or 2 piece complete “dressy” outfit, such as a dress, suit, pantsuit, sport coat and slacks. Fabric choice may be woven, knit or a combination of the two. This class is for ages 14-18.

UNIT: MATCH IT UP-- FOR AGES 14-18 (Ask your county 4-H agent for a copy or see publication: https://4-h.ca.uky.edu/sites/4-h.ca.uky.edu/files/senior_unit_1_c_match_it_up.pdf)

803 Match It Up--Clothing Option: Choose at least one item from each group to make a complete 3 or 4 piece coordinated outfit:
Shorts, pants, or skirt
Top, blouse, or shirt
Vest, jacket, or sweater
At least one piece is required to have regulation set in sleeves. Fabric choice may be woven, knit or a combination of the two. An accessory item may be included as the fourth piece. This class is for ages 14-18.

804 Match It Up--Non Clothing Option: 3 or 4 piece coordinating sport/luggage/travel or fashion accessories set. Ideas include but are not limited to, a wallet, purse, device carrier, backpack, duffle bag, gym bag or bag for bike or vehicle. Among the items chosen, the set must include the use of applied trim, pockets and at least one 14" or longer zipper. This class is for ages 14-18.

UNIT: CREATIVE EXPRESSIONS-- FOR AGES 14-18

(Ask your county 4-H agent for a copy or see publication: https://4-h.ca.uky.edu/sites/4-h.ca.uky.edu/files/senior_unit_1_d_creative_expressions.pdf)

805 Creative Expression--Clothing Option: Construct a complete outfit for one of the following activities:
• Halloween, theater, or historic costume
• Uniform for medical, cheerleader, dancer, etc.
• Riding apparel
This class is for ages 14-18.

806 Creative Expression--Non Clothing Option: Select one of the following and construct a:
• Fabric doll or animal with a wardrobe of two outfits
• Machine appliquéd specialty flag or decorative banner (minimum size 24 inches x 24 inches)
This class is for ages 14-18.

UNIT: LEISURE TIME-- FOR AGES 14-18 WITH ADVANCED SKILLS

(Ask your county 4-H agent for a copy or see publication: https://4-h.ca.uky.edu/sites/4-h.ca.uky.edu/files/senior_unit_2_a_leisure_time_1.pdf)

807 Leisure Time--Clothing Option: 2 or 3 piece complete outfit. Choose from the following:
• Athletic wear such as leotard, cycling wear, warm-up suit, bathing suit and cover-up, tennis wear
• Pajamas and robe (must use specialty fabric such as terry cloth, flannel, fleece, nylon tricot)
• Raincoat and hat or rain suit
This class is for ages 14-18.

Unit: Formal Affair-- for youth ages 14-18 with advanced skills.

(Ask your county 4-H agent for a copy or see publication: https://4-h.ca.uky.edu/sites/4-h.ca.uky.edu/files/senior_unit_2_b_formal_affair_2.pdf)

808 Formal Affair--1 or 2 piece complete outfit, such as a prom dress, bridesmaid dress, or tuxedo. Fabric choice may be woven, knit or a combination of the two. This class is for ages 14-18.

UNIT: UP CYCLE IT!--FOR YOUTH AGES 14-18 WITH ADVANCED SEWING SKILLS; See publication: https://4-h.ca.uky.edu/sites/4-h.ca.uky.edu/files/upcycle_project_jr_and_sr.pdf

809 Up Cycle It! Senior—item sewn from recycled/repurposed garments and documentation folder: Sew a garment or fashion accessory from previously worn garments. Recycled fabric is to be the major component of the item. Recycled garments may be cast-offs from the member's family/friends or

purchased at a yard sale or similar low cost source. Additional documentation is required. In documentation include the following: your name, your county, the name of the unit, class entered, number of years you have been sewing; a "before" photo of all recycled items used; source of the recycled garment; how the design was created; and any design drawings that were used in the creation. Place documentation in a folder or plastic sheet protector. "Deconstructed" t-shirts which do not include sewing skills do not fit this class. Items for the home do NOT fit this class. Items which do not include sewing as a major means of reconstruction are not eligible for this class. This class is for ages 14-18 with sewing skills.

UNIT: STYLE ENGINEERS – FOR GUYS AND GIRLS AGES 14-18

810 Smart Clothing and documentation: one soft circuit item created using conductive thread and hand sewing and/or machine sewing skills, LEDs, and battery pack. May include items such as an LED bracelet, an illuminating fashion applique, an illuminating fashion accessory or an illuminating garment constructed by the member. Documentation: Attach a diagram of the circuitry in your item. Website: <http://styleengineers.org/module/smart-clothing/>. This class is for ages 14-18.

DIVISION 6039 – 4-H HOME ENVIRONMENT

AWARD: Peebles Department Store will sponsor a \$25.00 Store Gift Card to the person receiving the most points in the Home Environment Division.

1. Classes in Division: Classes 887-913

2. Number of Entries Permitted:

a. A member may enter up to two classes within ONE of the Units I through Advanced and one class in Changing Spaces in the Home Environment Division. (This means: a member's name could appear a total of three times in Home Environment--up to two times in ONE of the "units" and one time in "Changing Spaces" in the Home Environment Division.)

3. General Rules:

a. See "General Rules Applying to All 4-H Exhibitors in the Kentucky State Fair" at www.kystatefair.org. Click on "Competition", then "Premium Book", then 4-H.

b. Item must meet all the requirements for the class; otherwise, the entry will be disqualified.

c. Items entered must have been completed by the exhibitor within the current program year.

d. The decision of the judges is final.

4. Unique Rules or Instructions:

a. Exhibit must be in the unit in which the 4-Her is enrolled.

b. Items normally hung on the wall, such as pictures and bulletin boards, must be ready to hang with appropriate hardware permanently attached. Items will be exhibited on a wall made of metal grids using S hooks, binder clips or zip ties at the State Fair and should be ready to move from the County Fair on to State. Entries mounted on mat or foam core board do not require hardware; they will be hung on the wall using binder clips.

c. "Refinished" item refers to an item already in use which has been given a new finish using paint or some type of seal.

5. Additional Documentation Required:

a. The following classes require documentation: 893, 894, and 897-913. Read class description carefully.

b. Write the member's name, county, and class number on the front of the sheet, folder or notebook of documentation. Attach documentation to item with a safety pin or binder clip.

6. Awards: Each entry that meets class requirements will receive a ribbon.

7. Class Descriptions: 4-H Home Environment entries may be made in the following classes:

UNIT I EXHIBITS from EXPLORING Your Home project book

887 Color Collage - (pp. 7-8, activity 3.) A collage of color created by the member to depict colors liked by the member. A collage is made up of a collection of objects (such as paper, fabric, wrapping paper, wallpaper, carpet, or other materials) artistically arranged and adhered to a mat board or foam core board.

888 Texture Collage - (pp. 8-9, see activities 1 & 2) A collection of textured items or rubbings of textured items artistically arranged and adhered to mat board or foam core board.

- 889 Transparent finish applied to small wood object. (pp. 13-14) Apply a clear finish such as tung oil, penetrating seal or polyurethane which does not include stain to a small wood object such as a bowl, tray, board game or box. A transparent finish allows the wood grain to show through. Judging emphasis will be on how well the object is prepared for the finish and how well the finish has been applied, not the construction of the wood object. The wood object may be made by the member, made by someone else, purchased or found. Items that are stained or finished with paint do not fit in this class.
- 890 Simple cloth item for the home (Sewing machine may be used but is not required) Examples: decorative pillow, tablecloth, laundry bag, place mats; footstool with a seat made of woven fabric; fabric applied to an item such as a box, plate, or lampshade. Unacceptable: purses, tote bags, backpacks, duffle bags.
- 891 Wastebasket – (pp. 10-12) decorated by member
- 892 Bulletin board (If it is to be hung on a wall, it must be ready to hang with appropriate hardware attached)

UNIT II EXHIBITS from Living with Others project book

- 893 Decorative item for the home & photo—decorative item created by the member as part of a 4-H Home Environment Project. Include a photo showing how the item fits into the home's décor.
- 894 Simple wood item refinished by the 4-H member (pp. 14-15) - Item should have straight lines with no elaborate carvings or turnings. (The idea is to learn how to apply a new finish such as paint, stain, varnish, polyurethane, etc. to a simple wooden furnishing that's already in use.) Documentation is to include a "before" photo with explanation of how the item was refinished must be securely attached. Examples: refinished footstool, children's furniture, small box, tray, picture frame, bookshelves, and plant stand.
- 895 Cloth item for the home created using a sewing machine (Unit II, p. 12-14) – Examples: hemmed tablecloth or table runner, wall hanging, pillow, pillow case, throw, embellished towels, shower curtain, chair cover, laundry bag, pet bed, valence, and curtains. Unacceptable: purses, tote bags, backpacks, duffle bags.
- 896 Invitation and thank you letter/note—Design an invitation and thank you letter/note for a sleepover, birthday party or other occasion of your choice. (p. 6-7) Cards/letters may be created with computer software or handwritten. Decorations on the cards/letters may be member's original artwork, computer-generated art, purchased or found decorative items. The message written in the card or letter is more important than the decorations. Write your name and county on the back of each card/letter and place each card/letter in a plastic sheet protector. (For the fair, it is best to use a fictitious address and contact information on the invitation or thank you.) Envelopes are not required for exhibit.

UNIT III EXHIBITS - from Where I Live project book.

- 897 Accessory for the home created by the 4-H member - This exhibit is to be made up of two parts: 1) the accessory and 2) a sheet or folder of documentation. Documentation is to include: a sketch or photo to show how the accessory is used in the home and a description of how the design and colors fit in with the other furnishings and color used in the home. Examples: stitchery or appliqué wall hanging, latch hook items, pillow with applied design (stitchery, appliqué or other media), rug, picture in appropriate frame and ready to hang.
- 898 Individual place (table) setting - This exhibit is to be made up of two parts: 1) one individual place setting appropriate to a theme or event chosen by the 4-H member and 2) a color photo or diagram of the place setting showing how it should be arranged. (pp. 11-13) Include plate, beverage container(s), placemat, and napkin. Additional decorative item(s) are optional. All items that make up the place setting are to fit on the surface of the placemat. Flatware (knife, fork and spoon) must be included in the photo/diagram showing how all the items are arranged, but do NOT send flatware to the state fair. To

insure that all pieces get returned to the member, write the name and county of the exhibitor on tape and place it on every part of the table setting in a location hidden to the public when exhibited at the fair.

- 899 Piece of furniture refinished (stripped, sanded, and painted or stained/sealed) by the 4-H member (pp. 16-20) - This exhibit is to be made up of two parts: 1) the furniture and 2) Documentation is to include a "before" photo with explanation of how the item was refinished must be securely attached. Examples: rocker, table, chair or chest.
- 900 Old or discarded item made useful in a new way as a home accessory (p. 20) - This exhibit is to be made up of two parts: 1) the accessory and 2) a sheet or folder of documentation. Documentation is to include a "before" photo; an explanation of how the item was made useful again in a new way; materials used, cost and time involved in project. Examples: old silverware flattened and made into wind chimes; scrap wood pieces made into wall art; old lace doily attached to a pillow or framed; old tool box cleaned up and made into a TV stand.

UNIT IV EXHIBITS FROM IN MY HOME PROJECT BOOK

- 901 An accessory for the home, made with member's original or adapted design – This exhibit is to be made up of two parts: 1) the accessory and 2) a sheet or folder of documentation. Documentation is to include an explanation of how the item was created/adapted and a description of how and where item is used in the home. Examples: latch hooked rug or wall hanging; pillow with stitchery design; wall hanging of natural dyed yarns, or drawing with mat and finished or refinished frame.
- 902 Heritage item refinished, restored, or made by the 4-H member - This exhibit is to be made up of two parts: 1) the item and 2) a sheet or folder of documentation. Documentation is to include information on the history or meaning of the item to the member, how the item was refinished, restored, or made by the member, and how it is used in the home. Examples include antique or collectible furniture, memory box, scrapbook that reflects family history/home/ house/farm/land of several generations), quilt with heritage design, wall hanging showing family tree.
- 903 Purchased article selected by 4-H member to solve a home decorating problem – This exhibit is to be made up of two parts: 1) the purchased article and 2) a folder of documentation. Documentation is to include a description of the problem to be solved, alternatives considered in the solution of the problem, how the plan was carried out, resources used (time, money) and member's evaluation of the results (satisfaction with purchased article, how article is used in the home), and photos illustrating the before and after effect. Examples include wall decoration, lamp, vase, storage item, desk accessories, bedspread, rug, table linens, pillow, and draperies.
- 904 A cloth article made by the 4-H'er showing a major home improvement – This exhibit is to be made up of two parts: 1) the cloth article and 2) a folder of documentation. Documentation is to include a written description, "before" and "after" pictures /showing how cloth article is used in home, other colors used in room, time and costs involved, and care required. Examples: bedspread, quilt, window treatment and boxed bench pad. Unacceptable: purses, tote bags, backpacks, duffle bags.

UNIT ADVANCED - Self-Directed Project - the intent of the following classes is to give members an opportunity to put everything they have learned in Units I-IV of the home environment projects into practice.

- 905 Furniture Experience—Furniture which has been refinished, reupholstered, recovered, recycled, reused or remodeled - Exhibit is to be made up of two pieces: 1) the piece of furniture and 2) a folder describing the original condition of the furniture (include a picture if possible), work required in completing project, time and cost involved, and how item is used in the home. DO NOT INCLUDE NEWLY CONSTRUCTED FURNITURE.
- 906 Design Experience - Create a plan for or actually complete a design experience. The exhibit is to be made up of two pieces: 1) a home furnishing item which is representative of the design experience (item may be made by the member or purchased) and 2) a folder or notebook describing the plan. Examples of project ideas: a plan for redecorating a room; creation of an accessory item using an original design of 4-H member; notebook with pictures and descriptions of architectural styles used in Kentucky homes.

907 Heritage Experience - Complete a heritage project. The exhibit is to be made up of two pieces: 1) an item representative of the heritage experience and 2) a folder or notebook describing the overall experience, the significance of the project to your family. Examples of project ideas: Restoration of a family heirloom (could include caning, reseating, etc.) including who it belonged to and the significance to the family; study of furniture styles including pictures and history; study of old buildings in the community including photos and descriptions of the architectural significance, period of history, uses of the buildings; create an item after learning a heritage or craft skill...especially from an older family member or friend and describe how skill was learned, how interest was stimulated and how you will use item and skill.

908 Major Home Improvement Experience - Complete a major home improvement project. The exhibit is to be made up of a notebook which describes the project, tell whether project was an individual project or a group or family project, describe the do-it-yourself skills learned time and cost involved. Include before, during, and after photographs, if possible. Examples: improve storage areas in the house or garage; paint the house; wallpaper and decorate a room; remodel the basement.

CHANGING SPACES:

909 Room Floor Plan. This exhibit is to be made up of two parts: 1) a mounted printout of a room and 2) folder of the documentation described below. Use the Better Homes and Gardens web site www.bhg.com/decorating/arrange-a-room/ or similar software to draw a room (scale: 1 square = 1 foot). Include a door(s), window(s), and furniture. Print in color or black and white (Minimum size 8 1/2 x 11 inches. Maximum size 11 x 17 inches). Mount the printout on mat board or foam core board. Documentation should include answers to these questions: 1. Is the room you have drawn similar to a room in your house? What are its dimensions? How many square feet are in the room? 2. Did you have problems with the web site or software? If so, how did you solve them? 3. Tell about how you worked with the items in your room such as walls, windows, doors and furniture.

910 House Floor Plan. This exhibit is to be made up of two parts: 1) mounted printout of house plan and 2) folder of the documentation described below. Use any software program to draw a house plan. Include bedroom(s), bath(s), living space, kitchen, door(s) and window(s). Including a garage is optional. Print in color or black and white (Minimum size 8 1/2 x 11 inches. Maximum size 11 x 17 inches.). Mount the printout on mat board or foam core board. Documentation should include answers to these questions: 1. Does your floor plan resemble the house you live in? If not, did you look at other floor plans for inspiration? What type of roof does your house have? 2. Did you consider how a family member who is disabled (for instance, a wheelchair user) might get around in your home? 3. Describe any problems you had with the software and how you solved them. Tell how you worked with additional items required to create a floor plan.

911 Presentation Board – Color Scheme for One Room: This exhibit is to be made up of two parts: 1) a presentation board as described below and 2) a folder of the documentation described below. Create a presentation board which illustrates a color scheme for any room in the home. On mat board or foam board, mount color pictures or actual swatches of fabric, wall covering, paint, and flooring. (Color pictures may be downloaded and printed or cut from magazines to represent these items. The mounting board should be 15" or 16" X 20" inches. In the folder, describe the person who lives in the room and the decisions required in selecting the color scheme

912 Presentation Board – Floor Plan & Color Scheme for Bedroom: This exhibit is to be made up of two parts: 1) a presentation board as described below and 2) a folder of the documentation described below. Create a presentation board which includes a floor plan (with placement of furniture) and color scheme for a

bedroom. Use the Better Homes and Gardens web site www.bhg.com/decorating/arrange-a-room/ or similar software to draw the bedroom (scale: 1 square = 1 foot). Include a door(s), window(s), and furniture. Print in color or black and white. On mat or foam board, mount the floor plan and color pictures or actual swatches of fabric, wall covering, paint, and flooring. (Color pictures may be downloaded and printed or cut from magazines to represent these items.) The mounting board should be 15" or 16" X 20." In the folder, describe the person who lives in the room and the decisions required in selecting the color scheme, flooring, wall, and window treatments; describe the furniture and how the furniture was arranged to accommodate traffic flow; describe the floor, wall, and window treatments selected, etc.; and describe what you like most about the room.

913 Presentation Board – Floor Plan & Color Scheme for Great Room or Family Room: This exhibit is to be made up of two parts: 1) a presentation board as described below and 2) a folder of the documentation described below. Create a presentation board which includes a room floor plan (with placement of furniture) and color scheme for a great room/family room. Use the Better Homes and Gardens web site www.bhg.com/decorating/arrange-a-room/ or similar software to draw the room (scale: 1 square = 1 foot). Include a door(s), window(s), and furniture. Print in color or black and white. On mat or foam board, mount the floor plan and color pictures or actual swatches of fabric, wall covering, paint, and flooring. (Color pictures may be downloaded and printed or cut from magazines to represent these items.) The mounting board should be 15" or 16" X 20." In the folder, describe the family who uses the room and the decisions required in selecting the color scheme, flooring, wall, and window treatments; describe the furniture and how the furniture was arranged to accommodate traffic flow; describe the floor, wall, and window treatments selected, etc.; and describe what you like most about the room.

DIVISION 6033 – 4-H NEEDLEWORK DEPARTMENT

AWARD: Darnell Flooring LLC, 270-871-2944, will provide a \$25.00 gift card for Overall Points.

1. Classes in Division: Classes 813—838 (40 classes) (classes are not restricted to specific ages)
2. Number of Entries Permitted:
 - a. Member may enter ONE class per category (categories are crochet, knitting, tatting, embroidery, and quilting) in the Needlework Division. (This means: a member's name may appear only one time under each category in the Needlework Division.)
3. General Rules:
 - a. See "General Rules Applying to All 4-H Exhibitors in the Kentucky State Fair" at www.kystatefair.org. Click on "Entries", then "Premium Book", then 4-H.
 - b. Item must meet the requirements for the class; otherwise, the entry will be disqualified.
 - c. Items entered must have been completed by the exhibitor within the current program year.
 - d. The decision of the judges is final.
4. Unique Rules or Instructions:
 - a. Items must be "handmade" by the 4-H member.
 - b. Item(s) must be clean to be accepted for judging. Previous wearing/using is acceptable (and strongly encouraged!), but item must be clean.
5. Additional Documentation Required:
 - a. Project Card: no longer required
 - b. If the pattern/instructions are not from the Kentucky 4-H Needlework Notebook, a copy of the pattern must be submitted with the exhibit. Label the pattern with entrant's name and county and attach to exhibit. Attach to item with a safety pin or binder clip. Patterns will be returned in county packets.
6. Awards:
 - a. Each entry that meets class requirements will receive a ribbon.

CLASS DESCRIPTIONS:

CROCHET CATEGORY

- 813A Small Crochet Item(s) made of medium (4) weight yarn: Must include rows of single, half double and/or double crochet stitches. Such as: scarf, purse, belt, hat, pillow, two wash cloths (made from cotton yarn), or pair of slippers. Scarf must be at least 24" long.
- 813B Large Crochet Item(s) made of medium (4) weight yarn: Must include rows of single, half double and/or double crochet stitches. Such as: afghan, shawl, or vest.
- 814 Crochet Item made entirely with novelty yarn: Do not use standard medium weight yarn. Must include rows of single, half double, and/or double crochet stitches: Such as: scarf, purse, belt, hat, pillow, pair of slippers, afghan, shawl, or vest. Scarf must be at least 24" long. Novelty yarn is any yarn other than medium (4) worsted weight yarn.
- 815 Crocheted Item(s) made using the Granny Square technique: May use any weight yarn, single or multiple colors of yarn. Such as: purse, shawl, afghan, or hat.
- 816A Crocheted Item(s) made using intermediate skills/pattern crochet stitches: Such as: hat, belt, scarf, pair of mittens, pillow, sweater, vest, shawl or baby blanket, doily (made from bedspread (0) weight thread) or set of 5 different ornaments (made from bedspread (0) weight thread using intermediate skills/stitches). Include one or more pattern stitches—shell, arch, diamond, bobble, snapdragon, popcorn, cross, puff, cluster, or seed/granite. Can include one or more colors in alternating rows (stripes). Scarf must be at least 24" long.
- 816B Crochet Item using intermediate skills for shaping and fitting multiple pieces together: Items must include increase and decrease. Such as stuffed toys or pair of slippers.
- 817 Item or pair of items using advanced crochet skills: include one or more of the following advanced skills: afghan stitch, beadwork, camel crochet, filet crochet, Irish crochet, Cro-knit/hook, Cro-tat, hairpin lace, or broomstick lace; combining pattern stitches with crocheted buttons and/or buttonholes; creating plaids, geometric designs or checks; making novelty crochet articles; or creating your own design. Original designs must include a copy of directions, notes and diagrams used to create the items(s). Suggested items include: multi-colored hat, purse, collar (made with bedspread-weight cotton thread), sweater, jacket, afghan or coat.

HAND EMBROIDERY Category

All embroidery projects are to be a "finished" item (for example: the stitchery is framed or made into an item such as a pillow, wall hanging, pot holder, eyeglass holder, etc.) The stitchery can be created on a purchased item, such as a pillowcase, clothing, tote bag, purse, bib, or dishtowel. Items may be made from purchased kits that meet the individual project guidelines.

The sizes mentioned in the classes below (such as 5" X 7") relate to the amount of stitching, not the size of the fabric, frame, or finished item.

One type of Embroidery Stitch:

- 818A Redwork: Embroidery item made with a single color of floss such as "Redwork," using red floss. Must use the stem stitch and have an embroidered area equivalent to 5 x 7 inches or larger.
- 818B Stamped Cross Stitch: Cross stitched design stamped (printed/drawn) on plain woven fabric and have an embroidered area equivalent to 5 x 7 inches or 2" x 16" border or larger.

Multiple types of Embroidery Stitches:

- 819A Candlewicking: Candlewicking design stamped on plain woven fabric. Must include stem/outline, satin and colonial knot stitches and have an embroidered area equivalent to 5 x 7 inches or larger.
- 819B Stamped Embroidery: Embroidery design printed/drawn on plain woven fabric or felt. Must include three or more of the

following different stitches (stem/outline, lazy daisy, running, straight, French knot, satin, blanket, chain, or back stitch).

May use more than one color of floss. Must have an embroidered area equivalent to 5 x 7 inches or larger.

- 819C Free Embroidery: Embroidery design used to embellish a base fabric without the design being drawn on the fabric. Must include three or more of the following different stitches (stem/outline, lazy daisy, running, straight, French knot, satin, blanket, chain, or back stitch). May use more than one color of floss. Must have an embroidered area equivalent to 5 x 7 inches or larger. Embroidery may embellish design lines on the item.

Charted Embroidery using Large Cross or Snowflake Stitches:

- 820A Cross Stitch on Gingham: Cross stitch on ¼-inch gingham and have an embroidered area equivalent to 5 x 7 inches or larger.
- 820B Counted Cross Stitch on 11 Count Aida Cloth: Must have an embroidered area equivalent to 5 x 7 inches or larger.
- 820C Chicken Scratch (on gingham): Chicken Scratch (also known as Snowflake embroidery) on ¼ inch or smaller checked gingham fabric. Must have an embroidered area equivalent to 5 x 7 inches or larger.

Crewel Embroidery:

- 821 Crewel embroidery design on linen or cotton twill fabric using crewel or Persian yarn. Must have an embroidered area equivalent to 6 x 8 inches or larger.

Charted Embroidery Using Specialty Cloth:

- 822A Counted Cross Stitch on 14 count Aida Cloth: Must have an embroidered area equivalent to 5 x 7 inches or larger.
- 822B Counted Cross Stitch using Waste Canvas: Must have an embroidered area equivalent to 5 x 7 inches or larger
- 822C Huck Embroidery: Huck Embroidery on huck towel/toweling creating a minimum 2 inch wide border design.
- 822D Swedish Weaving: Swedish weaving on monk's cloth creating a minimum of 6 inch wide border design.

Embroidery Using Advanced Skills:

- 823A Ribbon Embroidery Using Silk Ribbon for 5 or More Embroidery Stitches: Design may also include use of embroidery floss in addition to silk ribbon.
- 823B Crazy Quilt Patchwork: Constructed of irregularly shaped fabric pieces embellished with a combination of ribbon work, specialty thread, embroidery stitches, and/or beadwork creating a finished crazy quilt design.
- 823C Counted Cross Stitch on 18 or 22 Count Even Weave or Aida Cloth: Must have an embroidered area equivalent to 5 x 7 inches or larger.
- 823D English Smocking: Smocked area must be equivalent to 4 x 6 inches or larger. Design must include at least 5 different smocking/embroidery stitches.

KNITTING CATEGORY

The objective is for youth to learn the skills involved in hand knitting with needles. Therefore items made on a knitting loom or knitting machine are NOT to be entered and will not be judged.

- 824 Small/simple knitted item(s): Items such as a hat, pillow, purse, scarf, belt, doll afghan, or two washcloths; Use medium (4) worsted weight yarn. Solid color or variegated yarn is acceptable. Wash cloths should be made from worsted weight cotton yarn. Items are limited to those that include garter stitch, stockinette stitch, and/or ribbing stitch. Scarf must be at least 24" long. Items made on a knitting machine or looms do not fit in this class.
- 825 Knitted Item created with Novelty/Decorative Yarn(s): Use some yarn other than medium (4) worsted weight yarn. Such as a purse, scarf, hat, leg warmers, etc. Scarf must be at least 24" long. Items made on a knitting machine or looms do not fit in this class.
- 826 Larger/simple knitted item(s): Items such as a hat and scarf; pair of mittens; pair of slippers, shawl; or afghan (minimum size equivalent to 36" x 36"). May use yarn other than worsted weight yarn. Two colors and one pattern stitch may be used in addition to garter stitch, stockinette stitch, and/or ribbing stitch. Items made on a knitting machine or looms do not fit in this class.

827A Knitted project focused on Shape – Garment or Fashion Accessory: Exhibit one item or a pair of items using pick up stitches, and/or knitting in the round. Item must include increase or decrease. May use yarns other than medium (4) worsted weight yarn. May include simple color changes (stripes or duplicate stitch). Ideas such as: gloves, hat, mittens, socks, leggings, skirt, sweater, or vest. Items made on a knitting machine or looms do not fit in this class.

827B Knitted project focused on Shape — Stuffed Toy: Exhibit one item using pick up stitches, and/or knitting in the round. Item must include increase or decrease. May use yarns other than medium (4) worsted weight yarn. May include simple color changes (stripes or duplicate stitch). Items made on a knitting machine or looms do not fit in this class.

828 Knitted project focused on Color Design: Exhibit one item or a pair of items using charted designs or design your own. Chartist designs may include color changes such as Fair Isle Intarsia, and Mosaic knitting. Original designs must include a copy of directions, notes, and any diagrams used to create the item. Ideas such as: pillow, afghan (minimum size 45-x 60-inches), holiday stocking (minimum 18-inches in length), purse, pair of socks, sweater. Items made on a knitting machine or looms do not fit in this class.

829 Knitted project focused on Textural Design: Exhibit one item or pair of items using charted designs or design your own. Chartist designs must include multiple pattern stitches such as Aran Isle knitting or lace knitting. Knitting with beads is also acceptable. Original designs must include a copy of directions, notes, and any diagrams used to create the item. Ideas such as: cell phone holder, amulet, pillow, afghan (minimum size 45-x 60-inches), holiday stocking (minimum 18-inches in length), purse, pair of socks, sweater. Items made on a knitting machine or looms do not fit in this class.

LACEWORK - TATTING CATEGORY

830 One thread tatting: Tatted item or item embellished with tatted edging or tatted motifs using a tatting needle or shuttle and single thread. Item should include rings with picots and double stitches only. Item to which the tatting is attached may be purchased, made by member or by someone else. Judging is based on tatting and quality of workmanship in attaching it to the item.

831 Two thread tatting: Bookmark, jewelry, tatted embellishment on clothing or other item using size 5 needle or shuttle and 2 appropriate sized threads. Item must include chains and rings with picots and double stitches, may use one or two colors of thread. Item to which the tatting is attached may be purchased, made by member or by someone else. Judging is based on tatting and quality of workmanship in attaching it to the item.

832 Advanced Tatting: Exhibit one of the following items:
Item of shuttle tatting using size 20 or 30 tatting thread. Options: Bookmark, jewelry, embellishment on clothing or other item. Item must include chains and rings with picots and double stitches, may use one or two colors of thread.
Item of needle tatting using size 7 needle and appropriate sized tatting thread. Options: Bookmark, jewelry, embellishment on clothing or other item. Item must include chains and rings with picots and double stitches, may use one or two colors of thread. Item using either shuttle or needle tatting with the use of two threads and beads. Options: jewelry, advanced motif as embellishment on clothing or other item.
Item to which the tatting is attached may be purchased, made by member or by someone else. Judging is based on tatting and quality of workmanship in attaching it to the item.

QUILTING CATEGORY

All projects are to be a completed item that includes a pieced top, batting, backing fabric, and a finished outer edge. Quilting on long arm quilting machines or hooped embroidery machines is not an option for the Needlework-Quilting project. Quilting or tacking should be done by

hand or with the use of a conventional sewing machine. Refer to 4-H Quilting publications.

833 Quilted Mat (12" x 12" finished size)
Exhibit a 2 x 2 "quilt" made with four six-inch squares. At least two of the 6-inch squares must be patchwork designs in which square and/or rectangle pieces are pieced together (do not include triangle pieces).
Piecing technique: stitch by hand or sewing machine
Quilting technique: machine tack or hand tie, stitch by hand or use a conventional sewing machine (Do NOT use a long arm quilting machine or hooped embroidery machine.)

834 Quilted Runner—machine tacked or hand tied (12" x 36" finished size) Exhibit a 1 x 3 four-block runner "quilt". Each four-block must include at least two 6-inch square patchwork blocks made with square and/or rectangle pieces (do not include triangle pieces). Piecing technique: stitch by hand or sewing machine Quilting technique: machine tack or hand tie.

835 Quilted Runner—quilted by hand or sewing machine (12" x 36" finished size) Exhibit a 1 x 3 four-block runner "quilt". Each four-block must include at least two 6-inch square patchwork blocks made with square and/or rectangle pieces (do not include triangle pieces). Piecing technique: stitch by hand or sewing machine Quilting technique: stitch by hand or use a conventional sewing machine (Do NOT use a long arm quilting machine or hooped embroidery machine.)

836 Hand Quilted Wall Hanging or Small Quilt (36" x 36") Exhibit a 4 or 9 block quilt or quilted wall hanging. Each block must measure 12 inches by 12 inches for the 4-block version or 9 inches by 9 inches for the 9-block version. Finished project must include appliqué and/or triangle pieces with sashing and/or borders. Finished quilt not to exceed 36 inches by 36 inches. Piecing technique: stitch by hand or sewing machine Quilting technique: stitch by hand using cross hatching, stitching in the ditch, or echo/outline quilting. Edge finishing technique: Applied binding with mitered corners, hanging sleeve optional.

837 Machine Quilted Wall Hanging or Small Quilt (36" x 36") Exhibit a 4 or 9 block quilt or quilted wall hanging. Each block must measure 12 inches by 12 inches for the 4-block version or 9 inches by 9 inches for the 9-block version. Finished project must include appliqué and/or triangle pieces with sashing and/or borders. Finished quilt not to exceed 36 inches by 36 inches. Piecing technique: stitched by hand or sewing machine Quilting technique: stitch using a conventional sewing machine using cross hatching, stitching in the ditch, or echo/outline quilting. (Do NOT use a long arm quilting machine or hooped embroidery machine.) Edge finishing technique: Applied binding with mitered corners, hanging sleeve optional.

838 Creative Quilt or Quilted Wall Hanging (at least 24" x 24" up to 48" x 48") Exhibit a creative quilt, minimum finished size 24 inches by 24 inches, maximum size 48 inches by 48 inches. Quilt top should include advanced piecing techniques joined by hand and/or machine that may include dimensional pieces, appliqué, foundation piecing, English paper piecing, miniature scale, and/or landscape design. Piecing technique: stitch by hand or sewing machine Quilting technique: Stitch by hand or conventional sewing machine using stippling or patterned/stenciled motifs. (Do NOT use a long arm quilting machine or hooped embroidery machine.) Edge finishing technique: Applied binding with mitered corners, hanging sleeve optional.



DIVISION 6030 – 4-H PHOTOGRAPHY

GRAND CHAMPION AND RESERVE CHAMPION WILL BE SELECTED IN EACH CLASS

AWARD: KENTUCKY FARM BUREAU INSURANCE – TRAVIS IPOX, 585 NEBO RD., MADISONVILLE, KY 42431 - WILL PROVIDE A GIFT CARD TO THE PERSON WITH THE MOST CUMULATIVE POINTS.

1. See General Rules applying to all 4-H exhibitors and general rules applying to all 4-H exhibits others than livestock listed previously in this catalog.
2. Specification for exhibits:
 - a. All general photography classes are taken from 4-H Photography Core Curriculum (Focus on Photography, Controlling the Image and Mastering Photography).
 - b. General photography (levels 1, 2 & 3): 4-Hers can enter 3 classes in any one level (curriculum) per year.
 - c. Horticulture photography: a 4-H'er may enter any of the classes in addition to general photography.
 - d. All pictures must be made since the last State Fair.
 - e. All classes (including Horticulture) WITH ONE PHOTOGRAPH MUST BE MOUNTED ON WHITE 10" x 16" MAT BOARD-available via order entry (no poster board or foam core board accepted). Single photographs are limited to up to a maximum size of 8"x12". Pictures cannot be framed or matted with colored mat board.
 - f. All classes (including Horticulture) WITH MULTIPLE PHOTOGRAPHS (More than 1 photograph) MUST BE MOUNTED ON WHITE 16" x 20" MAT BOARD (no poster board or foam core board accepted). Pictures cannot be framed or matted with colored mat board.
 - g. Each picture must be mounted securely. Rubber cement or dry mounting tissue is recommended. Do not use photo mounting corners.
 - h. If labels are required for pictures, it must be typed, on white paper, and placed directly below the photograph that it is identifying.
 - i. Absolutely nothing on front of mat board except photographs. Any other required materials are to be mounted on the back.
 - j. If an entry does not fit class descriptions, it will be given a participation award.
3. Photography will be judged on, but not limited to: Technical, impact, composition, creativity, presentation, and the ability of the picture to tell a story.

LEVEL 1 Focus on Photography

- 764A Fun with Shadows, pg. 22 Photograph shadows to create a mood or element of surprise. Display two (2) photographs of shadow shapes.
- 764A Fun with Shadows, pg. 22 Photograph shadows to create a mood or element of surprise. Display three (3) photographs that show how the shadow of a subject can "grow" or shrink over time.
- 765 Directing the Light, pg. 26 Using either natural or artificial light take photographs of subject with either Front lighting, Back lighting, Side lighting, and Top lighting (overhead).
- 766A What Do You See? pg.34 Landscape with foreground, Middle ground, and background, labeled 1, 2, 3.
- 766B What Do You See? pg. 34 Landscape with a foreground object that frames the photograph.
- 766C What Do You See? pg. 34 Portrait of a person without background clutter.
- 767A Bird's Eye View, pg. 46 Display one (1) photograph lying on your stomach.
- 767B Bird's Eye View, pg. 46 Display one (1) photograph lying on your back.
- 767C Bird's Eye View, pg. 46 Display one (1) photograph leaning over.
- 767D Bird's Eye View, pg. 46 Display one (1) photograph bending sideways.
- 768A Hat Tricks and Magic, pg. 50 Hat Trick: Have a plant growing out of the subject.
- 768B Hat Tricks and Magic, pg. 50 Hand Stand: Have it look like someone is holding a person in their hand
- 768C Hat Tricks and Magic, pg. 50 Set up the photograph to look like a person is hanging from the ceiling.

- 768D Hat Tricks and Magic, pg. 50 Bad Hair Day: Position a person to look like their hair is sticking straight up.
- 769 Photos Can Tell a Story, pg. 58A sequence of 3-5 photographs that tell a story. There should be a beginning, a middle and end.
- 770 Black and White, pg. 62 Black and White photograph that show texture, shape and composition. The interest is in the contrast, light and shadows.

LEVEL 2 Controlling the Image

- 771 A Golden Photo, pg. 38 Display one (1) photograph showing the Rule of Thirds.
- 771 B Golden Photo, pg. 38 Display one (1) photograph using the Golden Triangle.
- 771 C Golden Photo, pg. 38 Display one (1) photograph using the Golden Rectangle.
- 772 The Space Tells a Story, pg. 46 Display 1 photograph that shows good use of positive and negative space.
- 773 Capture a Candid Photo, pg. 48 Create a candid collection (3-5) photos. Take photographs at a party, parade, sporting event or family reunion. Try to capture the emotions of the event.
- 774 A Freeze the Moment, pg. 54 Display one (1) using setting # 1 – Set shutter speed 1/250 to freeze action for a clear photograph.
- 774 B Freeze the Moment, pg. 54 Display one (1) using setting #2—set the shutter speed at 1/30.
- 775 A Panning the Action, pg.58 Display one (1) photograph showing panning technique.
- 775 B Panning the Action, pg. 58 Display one (1) photograph showing blurring of motion.
- 776 Bits and Pieces, pg. 62 Display one (1) photograph. Fill the frame with small parts of a whole subject. Choose bits and pieces for close-ups.
- 777 Panoramas, pg. 66 Take a series of photographs to create a panorama. Display individual pictures on mat board.

Level 3 Mastering Photography

- 778 Reflections, pg. 30 One (1) picture of reflections as subjects.
- 779 A Still-Life, pg. 42 Display one (1) photograph that includes similar Themes- Arrange similar objects (food, toys, glassware) against a neutral background.
- 779 B Still-Life, pg. 42 Display one (1) photograph that includes similar Colors- Arrange items of similar colors (brown eggs, loaf of bread, cutting board, and brown crackers).
- 779 C Still-Life, pg. 42 Display one (1) photograph that includes different Lighting-Use a colored light, light coming through blinds or faint light shining on clear vases or glasses.
- 779 D Still-Life, pg. 42 Display one (1) photograph that includes your Interest-Gather objects that are related in some way such as cooking tools, baseball equipment, books etc.
- 780 A Say "Cheese", pg. 46 Display one (1) formal portrait.
- 780 B Say "Cheese", pg. 46 Display one (1) informal portrait.
- 781 A Mastering Composition, pg. 50 Display one (1) photograph that shows symmetry vs Asymmetry.
- 781 B Mastering Composition, pg. 50 Display one (1) photograph that shows pattern and texture.
- 781 C Mastering Composition, pg. 50 Display one (1) photograph that shows shape and form.
- 781 D Mastering Composition, pg. 50 Display one (1) photograph that shows visual rhythms.
- 782 A Expression Through Color, pg. 54 Display one (1) photograph that shows Monochromatic color techniques.
- 782 B Expression Through Color, pg. 54 Display one (1) photograph that shows contrasting color techniques.
- 782 C Expression Through Color, pg. 54 Display one (1) photograph that shows Complementary color techniques.
- 783 Details! Details!, pg. 58 Display three (3) to five (5) examples that highlight details in a subject you explored.
- 784 Pictures With a Purpose, pg. 62 Display 2-3 photographs that could be part of a brochure. Include words that market the product, event or the organization.
- 785 How Did They Get That Picture? pg. 66 Display 3-5 Photographs taken with advanced or specialized equipment.

HORTICULTURAL PHOTOGRAPHY EXHIBITIONS

Horticulture is the science, art, technology and business concerned with intensively cultivated plants that are used by people for food, for medicinal purposes, and for aesthetic gratification.

Horticulture is divided into two categories:

The cultivation of plants for food (pomology and olericulture):

- Pomology deals with fruit and nut crops. (not included in photography classes)
- Olericulture deals with herbaceous plants for the kitchen, including, for example, carrots (edible root), asparagus (edible stem), lettuce (edible leaf), cauliflower (edible flower), tomatoes (edible fruit), and peas (edible seed). (included in photography classes).

Plants for ornament (floriculture and landscape horticulture).

- Floriculture deals with the production of flowers and ornamental plants; generally, cut flowers, pot plants, and greenery. (included in photography classes).
- Landscape horticulture is a broad category that includes plants for the landscape, including lawn turf, but particularly nursery crops such as shrubs, trees, and climbers. (not included in photography classes) For the purposes of the Kentucky 4-Horticulture Photography Contest, only photographs representing the areas of Olericulture and Floriculture will be accepted.

NJHA Contest: Entries in the following classes may also participate in the National Junior Horticulture Association Photography Exhibition. It is the responsibility of the individual to submit all required entry forms and follow all rules set out by NJHA organization to participate. States are not limited in the number of entries. See web site for details: www.njha.org.

HORTICULTURAL PHOTOGRAPHY CLASSES

786 Single black and white. Horticultural subject or activity. (Maximum size: 8" x 12").

787 Single color. Horticultural subject or activity. (Maximum size: 8" x 12").

788 Sequence of 4 photographs. B&W or Color representing a horticultural event or activity that tells a visual story, chronologically, without the use of words.

789 Horticulture collection (B&W or color), consisting of 6 photographs.

DIVISION 6040 – CONSUMER AND FINANCIAL EDUCATION VERALL CHAMPION WILL RECEIVE A ROSETTE

1. Classes in Division: Classes 914-915 for grades 4-5; Classes 916-917 for grades 6-8; Classes 918-920 for grades 9-12

2. Number of Entries Permitted:

- a. A member may enter only one class in the Consumer and Financial Education Division. (This means: a member's name should appear only one time on the county's Consumer and Financial Ed Division invoice sheet.)

3. General Rules:

- a. See "General Rules Applying to All 4-H Exhibitors in the Kentucky State Fair" at www.kystatefair.org. Click on "Competition", then "Premium Book", then "4-H Exhibits".
- b. Item must meet all requirements for the class; otherwise, the entry will be disqualified.
- c. Items entered must have been completed by the exhibitor within the current program year.
- d. The decision of the judges is final.

4. Unique Rules or Instructions:

- a. Create poster on 20" wide X 30" high foam core board or sturdy cardboard (turned in a vertical direction).
- b. The use of pencil on the front of the poster is discouraged.
- c. Judging criteria will be based on theme, poster design (lettering, attractiveness, how well it conveys a message), and narrative.
- d. Information for the following classes can be found in the 4-H Consumer Savvy project manuals—The Consumer in Me, Consumer Wise, and Consumer Roadmap.
- e. Posters that do not include the narrative or do not conform to the topics specified in the class description will not be judged.

5. Additional Documentation Required: Every class in this division requires a narrative. See class description for specifics.

6. Awards:

- a. Each entry that meets class requirements will receive a ribbon.
- b. An overall grand champion will be selected for the division.

7. Class Descriptions:



Level 1 (Grades 4-5): The Consumer in Me

- 914 Poster on "Bargain Shopping" –For grades 4-5; complete a cost comparison chart for one product you and your family use as outlined in the activities under "Bargain Shopping" on pp. 20-21. Use 20" X 30" foam core board or cardboard, turned in a vertical direction. Write a narrative telling how the decision making process was used to reach your final choice; include answers to the questions in "Check This Out!" on p. 21. At the end of the narrative, list the sources of information used in researching the topic. Make a poster on "comparison shopping." Include name, age, and county at top of narrative. The narrative can be handwritten or a computer printout; single or double spaced; on plain white or notebook paper—one to two pages, written/printed on front side only. Place the narrative in a plastic sleeve. Attach the sleeve to the back of the poster with tape or binder clip.
- 915 Poster on "What is the Best Buy?" – For grades 4-5; complete a cost comparison chart for two products in three different sizes as outlined in the activities on pp. 22-23. Use 20" X 30" foam core board or cardboard, turned in a vertical direction. Write a narrative telling how the decision making process was used to reach your final choice; include answers to the question in "Check This Out!" on p. 23. At the end of the narrative, list the sources of information used in researching the topic. Make a poster on "checking prices". Include name, age, and county at top of narrative. The narrative can be handwritten or a computer printout; single or double spaced; on plain white or notebook paper—one to two pages, written/printed on front side only. Place the narrative in a plastic sleeve. Attach the sleeve to the back of the poster with tape or a binder clip.

Level 2 (Grades 6-8): Consumer Wise

- 916 Poster on "Media and the Marketplace" –For grades 6-8; complete a commercial comparison as outlined in the activities on pp. 18-19. Use 20" X 30" foam core board or cardboard, turned in a vertical direction. Write a narrative of your answers to the questions in "Check This Out!" on p. 19 and tell what conclusions you were able to draw from the experience. At the end of the narrative, list the sources of information you used in researching your topic. Make a poster related to "advertising aimed at young people"—Include name, age, and county at top of narrative. The narrative can be handwritten or a computer printout; single or double spaced; on plain white or notebook paper—one to two pages, written/printed on front side only. Place the narrative in a plastic sleeve. Attach the sleeve to the back of the poster with tape or a binder clip.
- 917 Poster on "Decision! Decisions! Decide!" —For grades 6-8; complete the 6-Step Decision Making process on any item you wish to purchase as outlined in the activities on pp. 12-13. Use 20" X 30" foam core board or cardboard, turned in a vertical direction. Write a narrative of your answers to the questions in "Check This Out!" on p. 13 and tell what conclusions you were able to draw from the experience. At the end of the narrative, list the sources of information you used in researching your topic. Make a poster related to "the consumer decision-making process". Include name, age, and county at top of narrative. The narrative can be handwritten or a computer printout; single or double spaced; on plain white or notebook paper—one to two pages, written/printed on front side only. Place the narrative in a plastic sleeve. Attach the sleeve to the back of the poster with tape or a binder clip.

Level 3 Grades 9-12: Consumer Roadmap

- 918 Poster on "How to Write a Wrong" –For grades 9-12; write a complaint letter as outlined in the activities on pp 22-23. Use 20" X 30" foam core board or cardboard, turned in a vertical direction. Write a narrative of your answers to the questions in "Check This Out!" on p. 23 and tell what conclusions you were able to draw from the experience. At the end of the narrative, list the sources of information you used in researching your topic. Make a poster related to "resolving a consumer complaint". Include name, age, and county at top of narrative. The narrative can be handwritten or a computer printout; single or double spaced; on plain white or notebook paper—one to two pages, written/printed on front side only. Place the narrative in a plastic sleeve. Attach the sleeve to the back of the poster with tape or a binder clip.

- 919 Poster on "I Own a Car or Does It Own Me?" –For grades 9-12; calculate and illustrate the costs of owning a car as outlined in the activities on pp. 28-31. Use 20" X 30" foam core board or cardboard, turned in a vertical direction. Write a narrative of your answers to the questions in "Check This Out!" on pp. 29-30 and tell what conclusions you were able to draw from the experience. At the end of the narrative, list the sources of information you used in researching your topic. Make a poster related to "consumer decision-making in buying a car." Include name, age, and county at top of narrative. The narrative can be handwritten or a computer printout; single or double spaced; on plain white or notebook paper—one to two pages, written/printed on front side only. Place the narrative in a plastic sleeve. Attach the sleeve to the back of the poster with tape or a binder clip.
- 920 Poster on "What Does Real Life Cost?" –For grades 9-12; identify and illustrate the true costs of living on your own as outlined in the activities on pp. 32-33. Use 20" X 30" foam core board or cardboard, turned in a vertical direction. Write a narrative of your answers to the questions in "Check This Out!" on p. 33 and tell what conclusions you were able to draw from the experience. At the end of the narrative, list the sources of information you used in researching your topic. Make a poster related to "the financial responsibilities of living on your own. Include name, age, and county at top of narrative. The narrative can be handwritten or a computer printout; single or double spaced; on plain white or notebook paper—one to two pages, written/printed on front side only. Place the narrative in a plastic sleeve. Attach the sleeve to the back of the poster with tape or a binder clip.

DIVISION 6041 – 4-H LEADERSHIP AND COMMUNICATIONS PROJECT

GRAND CHAMPIONS WILL RECEIVE A ROSETTE

1. See General Rules applying to all 4-H exhibitors and general rules applying to all 4-H exhibits other than livestock.
2. Project entry must meet all the requirements for the class; otherwise the entry will be disqualified.
3. Appropriate hangers for the project work is any hardware permanently attached to the project that can be displayed on a metal grid work, walls via metal S hook, binder clip, or zip tie.
4. Exhibits MUST correspond to:
 - a. Any project or activity from the Leadership or Workforce Preparation Curriculum. This curriculum includes: (4-H Step Up to Leadership, Unlock Your Leadership Potential, and/or Kentucky 4-H Workforce Preparation.
 - b. Only pages relevant to project are needed. Additional pages are allowed but will not be considered by the judges.
- c. THIS IS NOT A GENERAL SCRAPBOOKING CATEGORY. (For scrapbooking, see 6029, class 745/746) The scrapbook format is a method of recording the leadership experiences of youth. State Fair projects that do not demonstrate a clearly stated correspondence to a Leadership or Workforce Preparation activity will not be considered for judging or will receive a white ribbon.
2. An exhibitor is limited to one entry in each division for a total of three (3) entries.
3. Exhibit format:
 - a. Leadership: scrapbook must be 12" x 12" or 8 1/2" x 11" scrapbook or notebook format.
 - b. Resume: must be in sheet protector on 8 1/2" x 11" paper.
4. Refer to the class entry to determine the required number of pages.
5. Photos should clearly address the theme or activity corresponding to the selected leadership project. Each photo should be explained with a 2-3 sentence journaling caption. One or two paragraphs of narrative explaining the project or activity should be included on the scrapbook pages. Clearly indicate pages to be judged. Additional pages beyond those required by the project will not be reviewed.
6. The Leadership Project should contain the following:
 - a. 2 or more photos on each page;
 - b. Each photo should be explained with captions (see #11);
 - c. 1-2 paragraphs of narrative (see #11) on one of the pages;
 - d. No additional pages of narrative are needed
7. Photos can be taken by the 4-Her or another person. The pictures should clearly address the Leadership project that is selected. Pictures may be cropped as desired.

8. Pages will be scored on: organization of project (easy to follow and relevant to a Leadership Project), neatness, narrative content, caption content, photo content, and overall effectiveness of the project.
 9. Resume should contain the following:
 - a. Completed resume (only the first page of the resume will be judged)
 - b. Resume will be judged based on visual appeal, organization, reverse chronological format, grammar/spelling.
 - c. Resume should follow guidelines from the Kentucky 4-H Workforce Preparation Curriculum.
 10. A class champion will be selected for each individual class. A grand champion will be selected from BOTH the Leadership and Workforce Preparation entries.
 11. Entries that do not meet the established criteria may not be judged.
3. All photography classes with one photograph must be mounted on 10"x 16" MAT BOARD-available via order entry (no poster board or foam core board accepted). Single photographs are limited to up to a maximum size of 8"x 12".
 4. Each picture must be mounted securely. Rubber cement or dry mounting tissue is recommended. Do not use photo mounting corners.
 5. All entries must follow the specifications and rules listed in their class in order to be named champion.
 6. Junior division includes ages 9-13; Senior division includes ages 14-18.

DIVISION 6041-A 4-H COMMUNICATION PROJECT:

925. Junior Division: Resume – one page resume using Microsoft Word. See the Kentucky 4-H Workforce Preparation Curriculum: <https://4-h.ca.uky.edu/rg/workforce-prep>.
926. Senior Division: Resume – one page resume using Microsoft Word. See the Kentucky 4-H Workforce Preparation Curriculum: <https://4-h.ca.uky.edu/rg/workforce-prep>.

DIVISION 6041-B 4-H LEADERSHIP PROJECT:

- 927 Junior Level 2 pages based on an activity, program or project from the 4-H Leadership Curriculum or program (ie. Club, activity, project, event). All activities must be conducted as part of your 4-H year.
- 928 Senior Level 4 pages based on an activity, program or project from the 4-H Leadership Curriculum or program (ie. Club, activity, project, event). All activities must be conducted as part of your 4-H year.


DIVISION 6041-C Secretary Scrapbook

- 929 4-H Club Scrapbook – Using pictures and captions tell about your 4-H Club's year focusing on leadership, communications and community service activities. All activities must be conducted as part of your 4-H year. (No limit on page numbers)

Division 6042 - Kentucky 4-H Trends

\$25 Gift Card for the Most Points will be presented by the Hopkins County 4-H Council.

1. A member may enter up to 3 classes within the 4-H Trends Division.
2. All items must have been made since the last State Fair.



Clover Photography

1. Exhibit is limited to a single photograph.
2. Subject of photograph must include 4-leaf clover. (Photographs of 3-leaf clovers will NOT be accepted.)
3. 4-leaf clover may be real or created.
4. Photograph may be color or black and white.
5. Follow all mounting rules described in the Cloverville Photography division.
6. Maximum photograph size 8" X 12".
7. The 4-H identification tag should be located in the bottom right hand corner.

1010 Junior Clover Photograph
1011 Senior Clover Photograph

Recording History

1. Judging criteria will be based on implementation of the 4-H theme, 4-H historical content, poster design (lettering, attractiveness, how well it conveys the message), as well as the effectiveness of the poster to promote 4-H.
2. Exhibit must be completed on a standard full size foam core board.
3. Posters may not include items or embellishments that make the poster 3-dimensional.
4. Any use of the 4-H Clover must adhere to the standards and guidelines of the registered 4-H clover.
5. Any color foam core board is acceptable.

1040 Junior Historical 4-H Poster
1041 Senior Historical 4-H Poster

Cake Decorating

1. Entry consists of a decorated (Styrofoam) cake.
2. Styrofoam MUST be the base for the decorating. Real cakes will NOT be accepted.
3. Judging is based on decoration only not taste.
4. Exhibit is not limited to a color or design.
5. Refrigeration will NOT be provided.
6. Exhibit must be limited in size to no taller than 24" and no more than 1/2 sheet board.
7. Cakes may be returned based on the condition at the end of the fair.
8. 4-H identification cards must be attached to bottom right hand corner of sheet board.

1060 Junior 4-H Cake Decorating (Cake must include the 4-H Clover either in design or decoration)
1061 Senior 4-H Cake Decorating (Cake must include the 4-H Clover either in design or decoration)
1062 Junior General Cake Decorating
1063 Senior General Cake Decorating

Cup Cakes

1. Entry consists of a decorated (Styrofoam) cake.
2. Styrofoam MUST be the base for the decorating. Real cakes will NOT be accepted.
3. Judging is based on decoration only not taste.
4. Exhibit is not limited to a color or design.
5. Refrigeration will NOT be provided.
6. Exhibit must be limited to two cupcakes.
7. Cakes may be returned based on condition at the end of the fair.
8. 4-H identification cards must be attached to bottom right hand corner of sheet board.

1070 Junior 4-H Cup Cake Decorating
1071 Senior 4-H Cup Cake Decorating
1072 Junior General 4-H Cup Cake Decorating
1073 Senior General Cup Cake Decorating

Non Traditional Needlework

The objective for this class is for youth to learn the basic stitches of knitting either non-traditional needles, arms, or looms.

Loom knitting
1074 Junior loom knitting
1075 Senior loom knitting

Arm knitting
1076 Junior arm knitting
1077 Senior arm knitting

County-Only Categories

4-H CLOVER BUDS CATEGORY

Division 1000 Clover Buds

Ages 5-8. Clover Buds may enter 3 items in each class.

CLASSES:

99. Crops
100. Sewing
101. Arts and Crafts
102. Home Environment
103. Photography
104. Foods
105. Horticulture
106. Woodworking

Division 1001 County Only 4-H Exhibits

Top points will be awarded a \$25.00 Gift Card from E & L Pets.

Ages 9-19 4-H'ers may enter 1 item per class. Items are not eligible for the State Fair.

CLASSES:

A. Arts and Crafts
107. Jewelry
108. Models
109. Recyclable Art
110. Decorative Clothing
111. Bottle Craft

B. Foods

112. Divinity
113. Chocolate Fudge
114. Peanut Butter Fudge
115. Bar Cookies
116. Brownies
117. Chocolate Chip Cookies
118. Oatmeal Cookies
119. Sugar Cookies

C. Horticulture and Plant Science

120. Best Garden Display 6 or more items grown by exhibitor
121. Most unusual 4-H decorated vegetable

D. Other

122. Photography (Any subject matter single picture)
123. Photography (Any subject matter three pictures)
124. Photography (Any subject matter five pictures)
125. Needlework
126. Sewing



4-H AGRICULTURE DIVISION - INSIDE

DIVISION 6015 – 4-H HORTICULTURE & PLANT SCIENCE

PREMIUMS OFFERED:

	Blue	Red	White
Ribbon			
Horticulture	\$3.00	\$2.00	\$1.00
Garden Display	\$10.00	\$8.00	\$6.00
Crops	\$3.00	\$2.00	\$1.00
Tobacco	\$3.00	\$2.00	\$1.00
Electric	\$3.00	\$2.00	\$1.00
Ecology/Honey	\$3.00	\$2.00	\$1.00
Wood Science	\$3.00	\$2.00	\$1.00
Geology	\$3.00	\$2.00	\$1.00
Forestry	\$3.00	\$2.00	\$1.00

DIVISION 6015 – 4-H HORTICULTURE & PLANT SCIENCE

AWARD: Brumfield Sod Farm and Farm Market will present a \$25.00 Gift Card to their store, for Champion Horticulture Most Cumulative Points.

1. A class of exhibits representing the horticulture and plant science projects will be included in the 2019 Hopkins County Fair. Examples of acceptable exhibits are listed below. Plants, photographs or other visual aids are necessary for most projects. The class will be governed by the following:

- Exhibits will be judged on the quality of the primary (horticulture) project work.
- All plants exhibited **MUST** have been grown by the 4-Hers for at least 6 months. Exceptions will be made with terrariums, dish gardens and annual and vegetable bucket gardens which may have been grown for a shorter period of time.
- Items improperly entered will be disqualified.
- Exhibits entered with pesticide residue will be disqualified and disposed of.
- Care will be provided for all plants. However, because of low light, air conditioning, etc., no guarantee can be made that the plants will be returned in their original condition. Plants are entered at the risk of the exhibitor.
- Vegetable entries should be fresh, with the label on top of exhibit. Do not stick toothpicks in produce.

Youth should NOT use garden soil in containers. Use well-drained, disease-free potting soil for all containers.

561 Environmental Awareness (Such as but not limited to:) A one page description of project must accompany entry item (type or printed neatly) to be eligible for entry.

- Tree planting on city property, roadways, parks, etc.
- Home landscaping
- Composting

562 Production and Marketing (such as but not limited to:)

- Vegetable garden planted for home and/or market use.
- The planting, production, or management of fruit plantings.
- The planting, production, or management of trees, shrubs, greenhouse crops or garden perennials.

563 Experimental Horticulture (such as, but not limited to:) A one page description of project must accompany entry item (type or printed neatly) to be eligible for entry.

- "Science Fair" type of exhibit involving experimental work with plants
- Comparison of different varieties of vegetables or annual flowers
- Comparison of mulching or other cultural practices

564 Horticultural Project Exhibits (such as, but not limited to:) A one page description of project must accompany entry item (type or printed neatly) to be eligible for entry.

- How to propagate plants
- How to force spring bulbs

- How to start seeds
- How to graft cacti
- How to dry herbs

Plant Display: Youth should NOT use garden soil in containers. Use well-drained, disease-free potting soil for all containers.

- Terrariums
- Dish gardens (desert or tropical)
- Vegetable container gardens (grown in container - not dug out of the garden)
- Annual container gardens (non-vegetable)
- House plants
- Hanging baskets
- Herb Container Garden
- Window Box Display
- Upcycle Container Garden (Previously used container recycled, example, wood pallet garden)

GARDEN AND/OR ORCHARD DISPLAYS:

- The exhibitor may exhibit as many different fruits and/or vegetables from their garden as desired. Any size or type (minimum of five types) of produce may be displayed in the 2'x3' area provided for each exhibit. The exhibit must be in a display container (box or basket) which can be easily moved. Vegetables will not be returned to exhibitor. They will be judged as follows:

Quality of produce.....	40%
Attractiveness of Container.....	30%
Uniformity and True-to-type-ness.....	10%
Number of different Types.....	15%
Labeling.....	5%

4-H'ers may also exhibit plates of vegetables. A white paper plate for vegetables must be supplied by the exhibitor. These vegetables will not be returned to the exhibitor. Classes of vegetables will be limited to:

- Tomato (5 per plate) Must be ripe (red or yellow color only) cherry type
- Tomato (5 per plate) beef steak
- Tomato (5 per plate) heirloom
- Peppers, hot (5 per plate)
- Peppers – bell (5 per plate)
- Peppers – sweet (5 per plate)
- Cucumbers, slicing (5 per plate)
- Cucumbers, pickling (5 per plate)
- Beans, snap or lima (12 per plate)
- Corn, sweet (in the husk with silks) (5 ears per plate)
- Cantaloupe (1 whole), halved
- Squash, summer (3 per plate)
- Eggplant (3 per plate)
- Potato (5 per plate)

They Will Be Judged As Follows:

Condition.....	25%
Quality.....	20%
Uniformity.....	20%
True-to-type.....	20%
Size.....	15%

Consult exhibiting and Judging Vegetables (4BC-08PO) to learn the characteristics of these criteria.

The largest vegetable may not be the highest quality, nevertheless, it is unique. The largest entry in each of the following classes will receive a class champion ribbon.

- Largest Tomato (by weight) must be ripe (red or yellow color only)
- Largest pumpkin (by weight)
- Largest Watermelon (by weight)

DIVISION 6018 – 4-H CROPS PROJECT

AWARD: A \$25.00 gift card for the most cumulative points in the Crops Division will be presented by Crop Production Services, Anton, KY.

1. See General Rules applying to all 4-H exhibitors and general rules applying to all exhibits other than livestock previously listed in this catalog.
2. Grain samples must be of good quality and free from foreign matter. The Superintendent has the authority to refuse any and all entries due to excess chaff, rodent pellets, mold, musty, foreign materials, or anything that makes is unsuitable for display. Do not bring grains in glass containers. Grain must be in one (1) gallon zip lock bags. Neither the container nor the grain will be returned. Id tags and yield/variety information must be attached to bag.
3. Bring 1/2 hay bale securely bound with cord or twine. Place 1/2 hay bale in a large double strength garbage bag. Tags must be attached to the bale and not the bags-Print id tags on cardstock with a hole punched in the corner and attached using rubber bands to the bale.
4. Legume hay shall consist of 85% if the class designed legume. Grass hay shall be 85% of the class-designed grass. Mixed hay should contain only one eligible grass and one eligible legume. The legume component shall be at least 30 percent alfalfa and not more than 70% legume. Eligible legumes are alfalfa, red clover, and ladino clover. Eligible grasses are timothy, Bermuda grass, orchard grass, tall fescue and rye grass.
5. Variety and yield information must be included.
6. No grain exhibits will be returned. Hay will be returned to your county.
7. Roots of soybeans must be washed.
8. Exhibitor is limited to 1 entry per class. Exhibitor is not limited to number of classes entered.

CLASSES:

LEGUME HAY

- 600 Alfalfa hay, 1/2 bale (no full bales accepted) from the current year's project crop, neatly tied and labeled.
- 601 Red Clover hay, 1/2 bale (no full bales accepted) from the current year's project crop, neatly tied and labeled.

GRASS HAY

- 602 Timothy Hay, 1/2 bale (no full bales accepted) from this current year's project crop, neatly tied and labeled. Place hay in a double strength plastic bag.
- 603 Other Grass Hay, 1/2 bale (no full bales accepted) from the current year's project crop, neatly tied and labeled. Place hay in a double strength plastic bag.

MIXED HAY

- 604 Mixed Hay, 1/2 bale (no full bales accepted) from the current year's project crop, neatly tied and labeled.

YELLOW CORN

- 605 Yellow-ear, from the previous year's crop, 8 ears shucked, and labeled with variety and yield.
- 606 Yellow-ear, from the current year's crop, 8 ears shucked,

and labeled with variety and yield.

- 607 Yellow-shelled, from the previous year's crop, 0.5 gallon in a container, and labeled to show variety and yield.

WHITE CORN

- 608 White-ear, from the previous year's crop, 8 ears shucked, and labeled with variety and yield.
- 609 White-ear, from the current year's crop, 8 ears shucked, and labeled with variety and yield.
- 610 White-shelled, from the previous year's crop, 0.5 gallon in a container, and labeled to show variety and yield.

POPCORN

- 611 White popcorn-ear, from the previous year's crop, 8 ears shucked, and labeled with variety and yield.
- 612 Red popcorn-ear, from the previous year's crop, 8 ears shucked, and labeled with variety and yield.
- 613 Yellow popcorn-ear, from the previous year's crop, 8 ears shucked, and labeled with variety and yield.

FIELD SOYBEANS (OIL)

- 614 Soybeans from the current year's crop, three stalks tied together below leaves, with roots intact, but free of soil, and labeled to show variety.
- 615 Soybeans from the previous year's crop. 1-gallon zip lock bag, and labeled to show variety and yield.

GRAIN SORGHUM (MILO)

- 617 Grain sorghum from the current year's crop, three stalks tied together below leaves, with roots intact, but free of soil, and labeled to show variety.
- 618 Grain sorghum from the previous year's crop, 1 gallon zip lock bag, and labeled to show variety and yield.

SWEET SORGHUM

- 619 Sweet sorghum from the current year's crop, three stalks tied together below leaves, with roots intact, but free of soil, and labeled to show variety.

WHEAT (SOFT, RED, WINTER)

- 620 Wheat from the current year's crop, 0.5 gallon in a container, and labeled to show variety and yield.
- 621 Barley from the current year's crop, 0.5 gallon in a container, and labeled to show variety and yield.



4-H TOBACCO EXHIBIT
DIVISION 2101 – BURLEY/DIVISION 2102 – DARK STRIPPED/
DIVISION 2103 – GREEN STICKS & POTTED BURLEY

NOTE: State Fair has dropped Tobacco Grading. The 4-H tobacco exhibit rules and classes are determined by the state fair committee, not the 4-H office; therefore, there could be changes to this category. This should be used only as a guide. The classes below are taken from the 2019 Kentucky State Fair catalog. The final decisions will not be made until June 2018 by the state fair board.

1. See General Rules applying to all 4-H exhibitors and general rules applying to all exhibits other than livestock listed previously in this catalog.
2. An exhibitor may enter in any one or all different classes. However, one exhibitor is limited to ONE entry per class (Potted Plant, Green stick and Stripped Tobacco). Make entries using entry form for 4-H Youth section.
3. Each stick of green tobacco consists of 4 stalks per stick.
4. All entries in the green stick classes should be wilted for better presentation, but must still be in GREEN STAGE. Green tobacco will be judged on uniformity, general appearance and quality. The Superintendent has the right to disqualify any stick entered into the green stick category that has cured beyond the green stage.
5. All growing tobacco plants should be potted in a waterproof plastic bag and placed in an attractive container before arrival at the Fair. A five (5) gallon bucket is suggested.
6. Each exhibit of stripped Burley tobacco shall consist of two (2) hands, each hand shall be made of twenty (20) leaves or more.

TOBACCO DIVISIONS AND CLASSES

BURLEY DIVISION – STRIPPE
ALL BURLEY SHOULD BE ENTERED AS DIVISION 2101

CLASS NO.
5 Flying
6 Lug
7 Leaf
8 Tip

BURLEY – BEST CROP

CLASS NO.
15 Best Crop, 4-H, 4 grades
Entries shall be on an individual basis and must be produced by the exhibitor. Only one entry per individual is permitted and an entry shall consist of four grades: Flying, Lugs, Leaf and Tips. Each grade shall consist of two hands of 20 leaves each and samples entered in Classes 6 through 10 shall not be considered for this class.

DARK TOBACCO
ALL DARK TOBACCO SHOULD BE ENTERED AS DIVISION 2102.

Entries shall be on an individual basis and must be produced by the exhibitor. One entry per individual is permitted and an entry shall consist of four grades: Wrappers, Heavy Brown Leaf, Dark Leaf, and Thin Brown leaf. Samples entered in classes 16 through 23 shall not be considered for this division.

CLASS NO.
26 4-H Best Crop (2 hands - 20 leaves each grade)

4-H CLASS GREEN DARK TOBACCO (BY STICKS)

CLASS NO.
31 Dark

GROWING DARK TOBACCO PLANT

CLASS NO.
33 Best potted growing plant of Dark Tobacco, any type

Green Stick & Potted Burley Tobacco should be entered as Division 2103.

4-H CLASS GREEN TOBACCO (BY STICKS)

CLASS NO.
36 Burley

CLASS NO.
39 Best potted growing plant of Burley Tobacco

DIVISION 6021 – 4-H ELECTRIC

AWARD: A \$25.00 gift card will be presented to the Overall Electric Division Champion by Kentucky Utilities, Earlington, KY.

1. See General Rules applying to all 4-H exhibitors and general rules applying to all 4-H exhibits other than livestock.
2. Exhibits must be made based on the appropriate units in the 4-H CCS Electric Excitement project books. Projects entered using Snap Circuits® kits will be disqualified.
4. All exhibits requiring bulbs must have the correct size.
5. Use of molded plug-ins is not prohibited but discouraged.
6. Any electric project observed or judged to be unsafe or potentially harmful to the public or surrounds will be disqualified immediately.
7. Effective strain relief should be provided for all wire to terminal connections. Knots, clamps, connectors, or staples are acceptable when used appropriately. 4-H electric exhibits will be divided into the following classes:

MAGIC OF ELECTRICITY (4HCCS BU-06848) (All exhibits must be DC powered).

- 645 Battery powered series and parallel circuits (Circuits must include both series and parallel, a simple switch and can be no more than 9 volts).
- 646 Homemade Galvanometer (Must be able to detect the presence of an electrical current)
- 647 Electromagnetic Circuits (Must be a working electromagnet with a simple switch and can be no more than 9 volts).
- 648 Simple homemade DC motor (Rotor must turn under its own power).

INVESTIGATING ELECTRICITY
(4HCCS BU-06849) (all exhibits must be DC powered)

- 649 Battery powered series or parallel circuit (Circuit may be either series or parallel, must contain either a momentary and/or three way switch, a circuit diagram with explanation and can be no more than 9 volts).
- 650 Original design soldered circuit project (Circuit must contain an on/off switch, a motion or tilt activated switch, a light and sound producing device and must be powered by 9 volts. All connections in the circuit must be soldered and a circuit diagram with explanation must be included).

WIRED FOR POWER (4HCCS BU-06850) (all exhibits must be AC powered and be able to be safely connected and disconnected from a standard 120 volt duplex outlet).

- 651 Display of wire sizes and types with description and example of usage (display must contain at least 12 different examples)
- 652 Simple household or farm use circuit (Circuit must contain one single pole switch controlling one electrical load device. Circuit should be mounted on a sturdy mounting surface and free standing. Wiring should be done with Romex NM-B 12 gauge wire and clamped or stapled appropriately. A circuit diagram with explanation must be included)

653 Complex household or farm use circuit (Circuit must contain at least two three-way switches, and may also contain a four-way switch, controlling one electrical load device. The circuit must also contain a working duplex electrical outlet. Circuit should be mounted on a sturdy mounting surface and free standing. Wiring should be done with Romex NM-B 12 gauge wire and clamped or stapled appropriately. A circuit diagram with explanation must be included)

654 Table, desk, vanity or floor lamp, any purpose – original design only. (Pop Can Lamp kits will be disqualified).

ENTERING ELECTRONICS (4HCCS BU-06851) (exhibits may be either DC or AC powered. AC powered exhibits must be able to be safely connected and disconnected from a standard 120 volt duplex outlet).

655 Basic electronic circuits without solid-state components (from project book).

656 Basic electronic circuits with solid-state components (from kit).

657 Basic electronic circuits with solid-state components (original circuit design, must include circuit diagram and explanation).

GREEN ENERGY

658 Wind or solar powered energy project (from kit).

659 Wind or solar powered energy project (original design).

**ECOLOGY, NATURAL RESOURCES
DIVISION 6026 – ECOLOGY, NATURAL RESOURCES**

Overall Winner will be awarded a trophy sponsored by Calhoun Feed.

11. See General Rules applying to all 4-H exhibitors and 4-H exhibits other than livestock listed previously in this catalog.

2. An exhibitor may enter only one class in Entomology and one class in Honey.

3. Specifications for pinned-insect exhibits 687A, 688, 689, and 691 (see below for insect photography exhibit, 687B):

a. 9" x 13" folding cardboard insect-collection boxes available through UK College of Agriculture, Department of Entomology, should be used. Homemade or purchased wooden exhibit boxes may be used instead. They must be approximately 18" x 24" and not more than 3 1/2" thick with Plexiglas or glass covers and cellotex pinning bottoms (or plastazote or polyethylene pinning bottoms available from entomology supply stores such as Bioquip.com). Boxes must be easily opened (for instance; if a screw is used to secure Plexiglas tops, use a thumbscrew fastener instead of a fastener that requires a tool).

b. Specimens are to be arranged so the box can be exhibited horizontally. 4-H'ers may attach wires to the back of wooden boxes to help make them easier to display.

c. Identification labels available from your County Extension Office must be used, or custom labels may be printed if they conform exactly to the font, font size, and font color of the official labels. Labels should be printed onto white cardstock. The exhibit identification card should be placed on the front of the box (each box). Instructions for pinning and labeling are included in your project literature.

d. One half of the specimens may be from the previous year's collection or from anywhere in the United States; one half or more must be Kentucky insects collected since the last Kentucky State Fair. No insects that were originally collected from countries outside of the United States may be included.

e. For the first through fifth year projects, a display collection catalog must be in an envelope attached to the back of the display box. Envelopes should be attached to permit their being opened easily to remove catalogue from them without moving the exhibit.

f. Most specimens in the display cases should be pinned, and the use of vials is discouraged. If vials are used, they may account for no more than 2% of a collection. Vials must be securely wired or pinned to the pinning bottoms.

g. The inclusion of non-insect specimens (spiders, e.g.) is encouraged, but because this is primarily an insect collection, and because non-insects do not preserve well on insect pins, points will be deducted if there are more than one specimen from each non-insect class.

4. Entomology exhibits are judged on the following categories: Orders, Species, Common Names, Labels, Condition of Specimens, Overall Appearance, Life Cycle Representation, Catalog of Specimens. Check with County 4-H Agent for point distribution on score sheet.

5. Exhibits will be penalized if they do not:

a. Use insect pins for pinning insects.

b. Use the 4-H Entomology identification labels.

c. Use display boxes that are not the official 9" x 13" cardboard boxes acquired through the Dept. of Entomology, or wooden boxes that are approximately 18" x 24" x 3 1/2".

d. Fulfill the requirements of the particular exhibit under which it is entered.

e. Have the insects arranged so the box can be exhibited horizontally.

f. Have the display collection catalogue in an envelope attached to the back of the display box through fifth year projects.

6. No extra credit will be given for specimens exhibited beyond the numbers listed in the current project books.

7. 4-H'ers entering fifth year cannot use the same exhibit that has been judged in any previous State Fair.

8. 4-H Entomology exhibits will be divided into the following classes:

687A First year project (Up to three 9" x 13" official cardboard boxes, or up to two 18" x 24" wooden boxes, with minimum of 25 insects, maximum 50 insects, from at least four orders. Identification beyond order not necessary. All specimens must have date and locality label.)

687B First year project (minimum of 25 insect photographs, maximum 50 photographs, from at least four orders. Identification beyond order not necessary. All photographs must have notation field.)

Specifications for insect photography exhibits:

a. Images will be submitted on a USB memory device (such as a "thumb drive") with no other data except for the images and folders. The USB device must be identified externally with a tag or label, showing "4-Her's last name-County-Lot Number-Class Number-Entry Number." The single root folder will be labeled with the same information. Images will be contained inside this folder. Example folder name: Doe-Fayette-6026-687a-24531

b. Each image will be .jpg format, 1920X1080 pixels. Vertical or horizontal black bars may be present to allow for cropped images.

c. Each image will have a filename that matches the following: "last name-county-#.jpg," where "#" indicates the number of the image inside the folder. Example filename: Doe-Fayette-1.jpg

d. Each image will include a 400X225 pixel (or larger if necessary), white notation box with important information about the photo. This notation field may be placed anywhere inside the image, including inside black bars (if present). Fonts may vary based on the 4-Her's software, but we recommend Ariel, 18pt, black, non-bold. The notation field will include the following information, with one space between each line:

[4-Her's Name, County, Lot Number, Class Number]

[Date of original photograph]/[Location of original photograph. Location may be in the form of a street/city/zip code address or GPS coordinates.]

[Brand and type of camera or camera phone]

[Settings, including type of lens, relevant camera settings, and "flash" or "no flash"] [Insect Order – Common Name]

1. First year entomology exhibits are judged on the following categories: Orders, Species, Common Names, Labels, Quality of Photograph. Check with county 4-H Agent for point distribution on score sheet.

2. Digital insect collections will be penalized if they:

a. a. Consist of images that were created by someone other than the 4-Her

b. b. Are not submitted and labeled according to guidelines

3. No extra credit will be given for photographs submitted beyond the numbers listed in the current project books.

688 Second year project (Up to three 9" x 13" official cardboard boxes, or up to two 18" x 24" wooden boxes, with minimum of eight orders and not less than 50 insects, nor more than 100 insects.) Half of the insects should be identified with a common name.

688B Second year project 940-50 photographs total, representing 2 kinds of insect eggs, 8 nymphs, 8 larvae, 2 pupae, and a minimum of 20, maximum of 30, images showing insect adaptations and/or behaviors). Specifications for exhibits are the same as for 687A except: Each image will include a 400X300 pixel (or larger if necessary) white notation box with important information about the photo. This notation field may be placed anywhere inside the image, including inside black bars (if present). Fonts may vary based on the 4-Her's software, but we recommend Ariel, 18pt, black, non-bold. The notation field will include the following information, with one space between each line: [4-Her's Name, County, Lot Number, Class Number] [Date of original photograph]/[Location of original photograph. Location may be in the form of a street/city/zip code address or GPS coordinates.] [Brand and type of camera or camera phone] [Settings, including type of lens, relevant camera settings, and "flash" or "no flash"] [Insect order – Common Name (if applicable)] [Brief description of life stage, behavior, or adaptation] Second year entomology photography exhibits are judged on the following categories: Identification, description of life stage, behavior, or adaptation, Labels, Quality of Photographs. Check with county 4-H Agent for point distribution on score sheet. Identification to order is necessary for any nymphs, larvae, pupae, and adult insects in the project; common name identification is necessary for at least one-half of adult insects in the project. No images from the first-year insect photography may be reused for this project.

689 Third year project (Three 9" x 13" official cardboard boxes, or two 18" x 24" wooden boxes, with a minimum of 10 orders and 100 insects, a maximum of 150 insects.)

690 Fourth year project (Three 9" x 13" official cardboard boxes, or two 18" x 24" wooden boxes, with minimum of 12 orders and 150 insects, no maximum) An additional cardboard or wooden box with an example of insect damage, the stage of the insect causing the damage and any other stage of the insect that helps identify the problem. Include information in the display that tells how the insect is controlled. Life cycle of two insects may be displayed if desired.

691 Fifth year project (may be repeated for successive years of eligibility but must be a different exhibit. No exhibit that has been judged in any previous State Fair may be entered.) Any type of display that pertains to experiences beyond those of previous projects. Special collections of native and/or exotic butterflies, beetles to some other insect order; a study in depth of one insect or small group of insects: a display of insect camouflage; a display of plastic embedded insects: a collection of insect larvae and nymphs are examples. Charts, photographs, models or any other visual aids may be used. 4-H'ers are encouraged to write a short (1 or 2 paragraphs) statement developing the theme of their fifth year display.

HIVES AND HONEY

Honey will show better in oval, flat sided to square clear glass containers. 4-H'ers should use standard Queenline or Classic honey jars. Mason jars are not ideal for entering honey because of the cast-in decoration.

The jars and lids must be clean. Fill jars to the "fill line". The "fill line" is the continuous ring that circles the jar and not necessarily the threads that help hold the lid. Note: Two jars must be submitted for the following classes.

Display cases for capped honey may be made by 4-Hers or bought from a store, but they must be bee-proof and have a removable top in order for the judge to check moisture. One frame per container.

Observation hives shall be secure from opening to the satisfaction of the superintendent. This shall include the top of the observation hive and all holes and openings. Openings should be secure by screws or locks. Observation hives may be picked up during check out day at the fair.

692 Two one pound glass Queenline or Classic jars of white extracted honey.

693 Two one pound glass Queenline or Classic jars of light amber extracted honey.

694 Two one pound glass Queenline or Classic jars of amber extracted honey.

695 Two one pound glass Queenline or Classic jars of dark amber extracted honey.

696 Two wide mouth pints or Classic jars of chunk honey, any color.

697 Any frame of capped honey suitable for comb honey (Light).

698 Any frame of capped honey suitable for comb honey (Amber).

699 Any frame of capped honey suitable for extraction (Light).
700 Any frame of capped honey suitable for extraction (Amber).
701 Best display of one-frame observation hive of honey bees consisting of worker bees, a properly-marked queen, and brood.

A Grand Champion will be selected for Entomology and for Honey, the overall winner will receive the trophy.

DIVISION 6025 – 4-H WOOD SCIENCE

Champions compete for a \$25.00 gift card presented by Bluegrass Home Medical, Madisonville, KY.

RULES:

1. See General rules applying to all 4-H exhibitors and general rules applying to 4-H exhibits other than livestock. Reference materials include the Ky. 4-H Wood Science Plans Notebook and the 4-H CCS Woodworking Wonders Guide.
2. An exhibitor may enter only one Wood science class per year.

674 Level 1, made from a kit. Simple items which have pre-cut and pre-drilled parts and youth demonstrate knowledge of assembly, selection and use of fasteners (nails, screws and/or glue), sanding techniques, and appropriate finishes. (Examples could include but not limited to: small bird house, non-hopper bird feeder, etc.) Item must demonstrate skill with fasteners, sanding and appropriate finish (no puzzles).

675 Level 1, NOT from a kit. Simple constructed wood item showing knowledge of hand tools, wood selection, cutting, drilling, usage of fasteners (nails, screws and/or glue), sanding techniques, and appropriate finishes. (Examples could include but not limited to: napkin holder, letter holder, simple picture frame, wire wiggly, towel holder, serving tray, jewelry box, small flag holder, 4-H book ends, airplane, hurricane lamp, trivet (pot holder), etc.)

676 Level 2, made from a kit. More elaborate items which require proper cutting, drilling and youth demonstrate knowledge of selection and skill in use of fasteners (nails, screws and/or glue), sanding techniques, and appropriate finishes. (Examples could include but not limited to: jewelry box, tool tray, large bird house, pine wood cars, etc.) Item must demonstrate skill with fasteners, sanding and appropriate finish (no puzzles).

677 Level 2, NOT from a kit. More elaborate items that demonstrate mastered skills with hand tools, basic knowledge of power hand tools, fastening options, appropriate surface preparations, and finish applications. (Examples could include but not limited to: puzzle, foot stool, revolving tie rack, 4-H key holder, cutting board, book rack, serving dish shelf, sawhorse, hopper type bird feeder, etc.)

678 Level 3, NOT from a kit. Items showing a more advanced knowledge of power tools, expertise in cutting, fitting, surface preparation, attention to fastening details, and finish application, (Examples could include but not limited to: a multi-purpose box, corner shelf, book shelf or laminated wood projects, garden bench, planting box, nail and tool box, shop tool rack & shelf, etc.) Original designs are welcomed. This exhibit is to be made up of two parts: 1) the item and 2) a folder containing photographic documentation of the steps taken in order to complete this exhibit.

679 Level 4, NO kits. Exhibits with a "furniture" quality finish, showing an understanding of all woodworking techniques learned in previous levels. Items must show a mastery of joint construction and use of special woods, and finishes. (Examples could include but not limited to: checker boardroom divider, coffee table, end table, chest of drawers, gun rack or cabinet, etc.) Original designs are welcomed. This exhibit is to be made up of two parts: 1) the item and 2) a folder containing photographic documentation of the steps taken in order to complete this exhibit.

680 Level 4, NO kits. Exhibits do not require a fine finish (painted finish allowable) because of practical use. Items demonstrate knowledge of all woodworking techniques learned in previous levels. Items must show a mastery of cutting, drilling, joint construction, use of special woods, and appropriate finishes. (Examples could include but not limited to: porch swing, chaise lounge, picnic table, lawn chair, large planters, etc.) This exhibit is to be made up of two parts: 1) the item and 2) a folder containing photographic documentation of the steps taken in order to complete this exhibit.

DIVISION 6028 – GEOLOGY

A Trophy will be presented for the Champion 4-H Geology by Calhoun Feed Service.

See general rules applying to all 4-H exhibitors and general rules applying to all exhibits other than livestock listed previously in this catalog.

1. Display boxes must be no less than 16 inches nor more than 20" inches vertically and no less than 22" nor more than 24" inches horizontally.
2. All boxes must have Plexiglas cover that can be easily removed for judging.
3. Hinges and locks: Make flush or mount on sides or top of boxes so boxes will sit level.
4. Fabric: If fabric is used, use fabric glue to adhere entire piece of fabric to box. Suggested fabrics are felt or velveteen.
5. Rocks, Minerals, and Fossils: Should be firmly attached to the box, and should be numbered to correspond with the number on the Geology Identification Labels. See Rule 12 for label information.
6. Boxes will be displayed on their side, not flat. Therefore, larger specimens must be attached near the lower part of the box.
7. Rock, Mineral, and Fossil identification labels and instructions are available from the County Extension Agent for 4-H or KY Geological Survey website (<http://www.uky.edu/KGS/education/4H.htm>). These are the only labels acceptable.
8. Exhibits will be disqualified for class champion if:
 - a. Box does not fit in the size stated in rule 5.
 - b. Box contains too few or too many specimens.
 - c. Box does not have a Plexiglas cover that can be opened.
 - d. Labels not correctly filled out.
 - e. Specimen is mounted jewelry.
 - f. Specimen is mounted and polished.
 - g. Specimen and label are not numbered.
 - h. Specimens are not arranged in numerical order.
 - i. Duplicate specimens are used to reach minimum number. However, varieties of the same rock or mineral are acceptable if the specimen is identified by a different name (i.e., quartz, smoky quartz, amethyst, agate, chert, flint or calcite, Iceland spar, aragonite, travertine). Also acceptable if the duplicate specimen has an adjective in front of the specimen (i.e., calcite, red calcite, or limestone, fossiliferous limestone, oolitic limestone). If each entry in that class has duplicate named specimens, then each entry may qualify for class champion, but will not be eligible for grand champion.
9. The following scorecard will be used to judge Geology exhibits:
 - a. Correct identification and labeling: 5 points for each specimen. (Collections will be judged more favorably that have different types of specimens, rather than many different varieties of the same rock, mineral, or fossil; i.e., gray limestone, light gray limestone, dark gray limestone, or red calcite, blue calcite, green calcite).
 - b. Cards/specimen: 1 point each that each specimen has the label completely filled out, along with specimen number,
 - c. Found on site: Since this is an exercise in becoming familiar with rocks, minerals, and fossils, an extra 1 point will be given for specimens that are found rather than purchased or given as gifts. (Be sure to ask permission if you have to enter private property. The Internet is a good place to search for rock clubs and geological surveys of your and other states for information on collecting localities.
 - d. Neatness, arrangements, background: 20 points for total exhibit.
10. Class champion will be selected in each class, and a grand champion will be selected from class champions.
11. 4-H'ers entering the fifth year and higher cannot enter the same exhibit that has been judged in any previous State Fair.



Classes are:

* For each of the classes, specimens may consist of rocks, minerals, and/or fossils. There is a separate label for rocks, minerals, and/or fossils (three different labels). Label and label instructions are available at the Kentucky Geological Survey website (<http://www.uky.edu/KGS/education/4H.htm>).

715 First year Geology: Consisting of 15 different specimens.

716 Second year Geology: Consisting of 25 different specimens (up to 12 may be from previous project year; no more than two boxes).

717 Third year Geology: Consisting of 35 different specimens (up to 17 may be from previous project year; no more than two boxes).

718 Fourth year Geology: Consisting of 50 different specimens (up to 25 may be from previous project year; no more than two boxes).

719 Special collection for fifth year or higher members: Creative, advanced display of member's choosing that depicts a geological process, theme, story, or manufacturing process. Posters, notebooks, and written narratives may be included.

DIVISION 6027 – 4-H FORESTRY

A \$25.00 gift card will be presented for the Champion Exhibit by Power Machinery & Implement, Inc., Hanson, KY.

1. See General rules applying to all 4-H exhibitors and general rules applying to all exhibits other than livestock listed previously in this catalog.
2. Exhibitors are not to exceed the number of specimens listed for each class. If an exhibitor exceeds these numbers, the entry will be judged for blue, red and white ribbons, but will not be considered for top awards. If exhibit contains less than the correct number, it will be disqualified.

FIRST YEAR

- 703 Leaf Collections – Collection of 10 leaves representing 10 forest trees found in Kentucky. Mounting instructions in the forestry book, “4-H Forestry project unit 1 - Introducing Yourself to Trees” (4DF-01PA or most recent version) Activity #1 are to be followed.
- 704 Leaf Print Collection – Collect and print 10 leaves representing 10 forest trees found in Kentucky. Instructions in the forestry book, “4-H Forestry project unit 1 - Introducing Yourself to Trees” (4DF-01PA or most recent version) Activity #3 are to be followed.

SECOND YEAR

- 705 Leaf Collection, Second Year – Collection of 20 leaves representing 20 forest trees found in Kentucky. Mounting instructions in the forestry book, “4-H Forestry project unit 1 - Introducing Yourself to Trees” (4DF-01PA or most recent version) Activity #1 are to be followed.
- 706 Educational Exhibit – Develop a creative educational exhibit on some phase of forestry. The exhibit may utilize any visual technique. The total exhibit is not to exceed dimensions of 2'x2', or four (4) square feet.

THIRD YEAR AND OVER

- 707 Educational exhibit – develop a creative educational exhibit on some phase of forestry. The exhibit may utilize any visual technique. The total is not to exceed dimensions of 3'x3', or nine (9) square feet.
- 708 Stem, leaf, Fruit display – Collect and mount 5 stems, leaves and fruit representing 5 forest trees found in Kentucky. Follow closely the instructions in the forestry book, “4-H Forestry Project Unit 1 - Introducing Yourself to Trees” (4DF-01PA or most recent version) Activity #2 is to be followed, including the 2'x3' exact size.
- 709 Leaf Collection 3rd-year
Collection of 50 leaves representing 50 forest trees found in Kentucky. Mounting instructions in the forestry book, “4-H Forestry Project Unit 1 – Introducing Yourself to Trees” (4DF-01PA or most recent version) Activity #1 are to be followed.



4-H AGRICULTURE DIVISION - OUTSIDE

PREMIUMS OFFERED:

DIVISION	BLUE	RED	WHITE
BEEF, GOATS, LAMB, & HOGS	\$30.00	\$25.00	\$20.00
RABBITS	\$3.00	\$2.00	\$1.00
POULTRY	\$3.00	\$2.00	\$1.00

4-H BEEF DEPARTMENT

Johnny Aldridge
ADULT ADVISOR

AWARD: A trophy for the Champion Beef Steer, compliments of Hopkins County Livestock Association, Inc., Madisonville, KY.

Judging of all beef cattle (4-H, F.F.A. and open Classes) on Thursday, July 25, beginning at 6:30 p.m. Beef show order: (F.F.A. will show first in odd numbered years and 4-H will show first in even numbered years.) F.F.A. steers, 4-H steers, open Youth steers, F.F.A. showmanship, 4-H showmanship, F.F.A. Breeding Classes, 4-H Breeding Classes, open Breeding Classes. Exhibitors showing animals in Market Classes will weigh all entries at 5:00 p.m., Thursday, July 25, 2019.

CLASSES:

1. *Best Market Steer – Weight Class 1
2. *Best Market Steer – Weight Class 2
3. *Best Market Steer – Weight Class 3
4. Champion Beef Steer – Ribbon and Trophy
5. Champion Novice – Showmanship

*All steers will be weighed and an attempt will be made to have an approximately equal number of animals in each class.

*All exhibitors must show own animals with the exception of having more animals in a class than you can show.

BREEDING ANIMALS (shown by Breeds)

AWARD: A Show Stick will be presented to the Champion Jr. 4-H Showman by Kentucky Farm Bureau - Jarrett Brown.

AWARD: A Gift Card will be presented to the Champion Intermediate 4-H Showman by Calhoun Farm and Pet.

AWARD: A Gift Card will be presented to the Champion Sr. 4-H Showman by Calhoun Farm and Pet.

AWARD: A Plaque sponsored by Dr. Walter at Pennyrile Animal Clinic, will be given to the winner of the best 4-H bull.

AWARD: Halters will be presented to Overall Champion and Reserve Champion for Female Breeding for all breeds. Presented by Hopkins County Conservation District.

CLASSES:

1. Junior Heifer Calf - calved Jan. 1-Apr. 30, 2019.
2. Late senior Heifer Calf - calved Sept. 1-Oct. 31, 2018.
3. Early senior Heifers - calved Oct. 1-Dec. 31, 2018.
4. Late summer Yearling Heifers - calved July 1-Aug. 31, 2018.
5. Early summer Yearling Heifers - calved May 1-June 30, 2018.
6. Late Junior Yearling Heifers - calved Mar. 1-Apr. 30, 2018.
7. Early Junior Yearling Heifers - calved Jan. 1-Feb. 28, 2018.
8. Late senior Yearling Heifers - calved Nov. 1-Dec. 31, 2017.
9. Early senior Yearling Heifers - calved Sept. 1-Oct. 31, 2017.
10. Best producing Cow, any age with 2018 calf by side. Not eligible for Grand Championship. Calf may show in individual class.
11. Reserve Champion Female of the Breed.....Ribbon
12. Champion Female of All Breeds.....Ribbon and Halter
13. Reserve Champion Female, All Breeds . Ribbon and Halter
14. Best Bull of each Breed.....Ribbon

4-H HOG DEPARTMENT Bill Peyton & Sherrell Calhoun ADULT ADVISORS

AWARD: A trophy for Champion 4-H Market Hog will be presented by Land O' Frost, Madisonville, KY.

AWARD: Grand Champion 4-H Market Hog will receive \$300 from Land O' Frost, Madisonville, KY.

AWARD: Reserve Champion Market Hog will receive \$150 from Land O' Frost, Madisonville, KY.

AWARD: Third Place will receive \$50 from Land O' Frost, Madisonville, KY

NOTE: County Agent will certify that entries or projects are part of supervised farming program of members. Exhibitors in the Youth swine division will be limited to not more than four head in the market class.

CLASS:

1. Market Hogs, weighing 220-280 pounds
All market hogs will be weighed from 5:00 p.m. to 6:00 p.m. on Wednesday, July 24, 2019. Swine committee will assign weight classes.

NOTE: No market hogs are to be brought to the fairgrounds until Wednesday, July 24, 2019.

Swine showmanship will be held beginning at 6:30 p.m., Wednesday, July 24, 2019, prior to judging of market hogs.

MARKET HOG CLASS NON-TERMINAL

Exhibitors are limited to four market hogs weighing 220-280 pounds at weigh-in on Wednesday, July 24, 2019, 5:00 p.m. to 6:00 pm at the Hopkins County Fairgrounds.

Market hogs should have been farrowed no earlier than January 1, 2019 and should be in member's possession by May 1, 2019.

CLASSES:

21. Best Market Hog – Weight Class 1
22. Best Market Hog – Weight Class 2
23. Best Market Hog – Weight Class 3
24. Best Market Hog – Weight Class 4

4-H MARKET LAMBS CONNOR COOPER & KATIE JURY ADULT ADVISORS

AWARD: A \$25 gift card for Champion Market Lamb will be presented by Animal Medical Center – Dr. Walter Enright and Dr. Lauren Turley - Madisonville, KY.

To be entered beginning at 5:30 p.m., Tuesday, July 23, 2019.

To be judged following Goat Show., Tuesday, July 23, 2019.

To be released after show.

Best Hopkins County born lamb – Ribbon only.

RULES:

Open to 4-H members engaged in an approved sheep project.

All lambs must have been owned by June 1 of the current year.

Ewes and wether lambs are eligible.

All lambs must be shown by owner.

Lamb will be shown by weight. Weight ranges 70-140 pounds and classes are to be broken after weigh-in is completed.

Lambs may be entered in only one of the single classes, but may also be used in the Group of Five Class from each county.

Lamb must be accompanied by an approved health certificate.

**4-H MARKET GOAT SHOW
CURTIS DAME
ADVISOR**

To be entered and begin weighing at 5:00 p.m. Tuesday, July 23, 2019.

To be judged at 6:00 p.m., Tuesday, July 23, 2019.

To be released following the show.

Classes are open to bona fide 4-H Members. Members from Hopkins County 4-H will show.

All goats must have been born after August 15, 2018.

Goats will be shown by weights.

No minimum weight.

Novice only eligible to show one goat in weight class.

Novice weight class winner is not eligible to show in Champion Class.

Novice weight will be eligible for premiums offered below.

Must be KUIP Tagged.

Limit 4 animals per exhibitor.

PREMIUMS OFFERED:

Blue Ribbon.....\$30.00

Red Ribbon.....\$25.00

White Ribbon.....\$20.00

Showmanship classes will be as follows: Novice, Junior, Intermediate, and Seniors.



4-H POULTRY DEPARTMENT

**CHICKENS OF ALL BREEDS, GAME BIRDS,
DUCKS, GEESE, GUINEAS AND TURKEYS**

**SPENCER BREWER
SUPERINTENDENT**

Rosettes will go to Grand Champion (\$20.00 Premium) and Reserve Champion (\$10.00 Premium)

NOTE: Poultry will be judged and released on same day.

RULES: Poultry Project must belong to the 4-H Member. The 4-H Member will need to be present at the Exhibit Cage during judging (4-H Member only). The 4-Her will be asked to remove the bird and speak about his or her project. The Judge will be allowed to ask questions of the 4-Her concerning their project. The Judge will be selecting a 4-Her as Champion for Showmanship.

To be entered between 4:00 and 6:00 p.m., Tuesday, July 23, 2019.

To be judged at 6:00 p.m., Tuesday, July 23, 2019.

To be released by 9:00 p.m., Tuesday, July 23, 2019.

CLASSES:

1. Heavy Variety Breeds (Americana, Asiatic & English)
2. Light Variety Breeds (Mediterranean, French, Polish, Hamburg & Continental)
3. Clean Legged Single Comb Bantams
4. Clean Legged Rose Comb Bantams

5. Feather Legged Bantams
6. Old English & Modern Game Bantams
7. Pea Comb Bantams
8. All Other Comb Bantams
9. Turkeys
10. Guinea
11. Ducks
12. Geese
13. All Other Water Fowl

Classification:

Classes 1 Through 7 Will Show As Follows:

Cock – Hatched Before January, 2019.

Hen – Hatched Before January, 2019.

Cockerel – Hatched After December, 2018.

Pullet – Hatched After December, 2018.

Classes 9 Through 13 Will Show As Male And/or Female.

*Note: All Birds Must Be At Least 6-months-old.

4-H RABBIT DEPARTMENT

TROPHY TO BE PRESENTED TO OVERALL BEST IN SHOW
(OPEN, 4-H, AND FFA COMPETING); SPONSORED BY
SCOTT SETTLE AND DANIEL MILLER

**SPENCER BREWER
SUPERINTENDANT**

**Scott Settle
JUDGE**

Overall Grand Champion to be selected (all breeds competing) – Rosette and \$5.00 to be awarded

Note: Rabbits will be judged and released on same day.

RULES: 4-H member must be present to enter exhibits.

To be entered between 4:00 and 6:00 p.m., Thursday, July 25, 2019. Judged at 6:00 p.m. and released by 9:00 p.m.

Classes will be offered for each breed exhibited.

CLASSES:

1. Junior Buck
2. Senior Buck
3. Junior Doe
4. Senior Doe
5. Best of Breed – Champion ribbon
6. Grand Champion Animal of Show – Rosette and \$5.00 (All breed champions competing).



F.F.A. Agricultural Division

ADULT ADVISORS

Premiums to be paid on the danish system. Premiums to be paid will not exceed the schedule listed below.

PREMIUMS OFFERED:

Divison	Blue	Red	White
Beef, Lamb & Hogs.....	\$30.00.....	\$25.00.....	\$20.00
Crops.....	\$3.00.....	\$2.00.....	\$1.00
Garden & Horticulture.....	\$3.00.....	\$2.00.....	\$1.00
Farm shop.....	\$3.00.....	\$2.50.....	\$2.00
Rabbits.....	\$3.00.....	\$2.00.....	\$1.00
Poultry.....	\$3.00.....	\$2.00.....	\$1.00
Garden display.....	\$10.00.....	\$8.00.....	\$6.00

RULES:

1. Open to Hopkins County F.F.A. members.
2. Exhibit must be part of student's agricultural program.
3. F.F.A. member must have a project started at least 90 days prior to day of show.
4. No registration papers or entry fees will be required for F.F.A. classes. Members showing in open classes will pay regular fees and have registration papers registered in own name.
5. Same animals may not be shown in both breeding and meat classes.
6. F.F.A. exhibitors will comply with health rules as set up for the fair.
7. F.F.A. members will comply with other rules as set up for the fair except as noted in statements 4 and 5 above.
8. F.F.A. exhibits judged on Danish system except as noted in classes.
9. All premiums in this division will be distributed by advisors on Saturday morning.
10. Each exhibitor will be limited to one money per class in crop, garden, and farm shop departments, and two in market hog class.
11. All garden, crop and shop entries in place by 5:00 p.m., Tuesday, July 23, 2019.
12. All market steers to be weighed at 5:00 p.m., Thursday July 25, 2019.
13. Market lambs must have been owned by the exhibitor by June 1st of the current year.
14. All steers must have been nominated by April 1st of the current year to show at the Hopkins County Fair.
15. The garden display ribbon will not count on the garden products trophy.
16. Students may enter more than one crop or garden entry in each class, but only one ribbon will count on the trophy and the money from each class (except class 58)
17. A refinished shop project will not be considered for a trophy.
18. All hogs shall be owned by June 1st.
19. The manager or superintendent of any department shall have the authority without liability or recourse to the Hopkins County Fair Board to bar any exhibitor, or his representative, in the event of a discourteous act to a judge or an official of the fair, and he shall have power to disqualify the entry of said exhibitor forfeits any prize money won.

F.F.A. LIVESTOCK

Award will be determined on point system as follows: Blue Ribbon-3, Red Ribbon-2, and White Ribbon-1. Cattle Ribbons count double Swine Ribbons.

F.F.A. BEEF CATTLE

Show order for Youth Beef shows: 4-H steers, F.F.A. steers, Open Youth Steer Show, 4-H Showmanship, F.F.A. Showmanship, 4-H Breeding, F.F.A. Breeding, Open Breeding. F.F.A. will show first in odd numbered years and 4-H will show first in even numbered years.

BREEDING CATTLE (Same Classes For Each Breed)

CLASSES:

1. Market Steers – Measured By Weight
2. Champion Beef Steer – Ribbon And Trophy
3. Junior Heifer Calf – Calved Jan. 1-Apr. 30, 2019
4. Late Senior Heifer Calf – Calved Nov. 1-Dec. 31, 2018
5. Early Senior Heifer Calf – Calved Sept. 1-Oct. 31, 2018
6. Late Summer Yearling Heifers – Calved July 1-Aug. 31, 2018
7. Early Summer Yearling Heifers – Calved May 1-June 30, 2018
8. Late Junior Yearling Heifers – Calved Mar. 1-Apr. 30, 2018
9. Early Junior Yearling Heifers – Calved Jan. 1-Feb. 28, 2018
10. Late Senior Yearlings Heifer – Calved Nov. 1-Dec. 31, 2017
11. Early Senior Yearlings Heifers – Calved Sept. 1-Oct. 31, 2017
12. Best producing Cow, any age, with calf by side 250 days of age of show date. Not eligible for Grand Championship. Calf may show in individual class.
13. Champion Female Of Breed – Ribbon
14. Reserved Champion Female Of The Breed – Ribbon
15. Champion Female Of All Breeds – Ribbon
16. Reserved Champion Female, All Breeds – Ribbon
17. Best Bull Of Each Breed – Ribbon

4-H and F.F.A. Beef Showmanship Contests will be conducted immediately following Open Youth Steer Show on Thursday July 25, 2019.



MARKET STEERS

All market steers to be weighed by 5:00 p.m., Thursday, July 25, 2019*. Animals will be assigned to classes by weight and not by breeds.

1. Market steers – Classed by weight
2. Champion of show
3. Reserved Champion of show

NOTE: Only first and second place winner blue ribbon animals will be eligible to compete for championship.

OPEN YOUTH STEER SHOW PREMIUMS OFFERED:

First.....	\$15.00
Second.....	\$10.00
Third.....	\$6.00
Fourth.....	\$4.00
Fifth and sixth.....	\$2.00

F.F.A. CROP DEPARTMENT

CLASSES:

18. Best 10 Ears Of Yellow Corn, Any Variety
19. Best 10 Ears Of White Corn, Any Variety
20. Best 3 Stalks Of White Corn, Any Variety
21. Best 3 Stalks Of Yellow Corn, Any Variety
22. Best 3 Stalks Of Soybeans, Any Variety (Include Roots)
23. Best 5 Stalks Of Burley Tobacco On Stick
24. Best 5 Stalks Dark Tobacco On Stick
25. Best 3 Hands Prime Burley Tobacco On Stick (20 Leaves Or More Per Hand)
26. Best Quart Of Wheat
27. Best Quart Of Any Crop Seed
28. Best Bale Of Mixed Hay
29. Best Bale Of Red Clover
30. Best Bale Of Lespedeza
31. Best Bale Of Alfalfa
32. Best Bale Of Grass Hay

The Championship Awards are made up of the highest total number points: Blue ribbon-3, red ribbon-2, and White Ribbon-1. (in case of a tie, judge will break the tie.)

F.F.A. FARM SHOP

CLASSES:

33. Best large Article made by F.F.A. member
34. Best medium Article made by F.F.A. member
35. Best small Article made by F.F.A. member

F.F.A. GARDEN DEPARTMENT

Champion Award based on highest total number of points: Blue ribbon-3, red ribbon-2, and White ribbon-1.

Display not to exceed 3'x4' or 12 square feet surface area.

CLASSES:

37. Best Cabbage
38. Best 3 Eggplant
39. Best 3 Summer Squash

40. Best 3 Zucchini Squash
41. Best Acorn Squash
42. Best Spaghetti Squash
43. Best Scalloped White Squash
44. Best 5 White Potatoes
45. Best 5 Red Potatoes
46. Best Watermelon
47. Best Cantaloupe
48. Best Pumpkin
49. Best 12 Green Beans
50. Best 6 Carrots
51. Best Okra
52. Best 6 Beets
53. Best 5 Red Tomatoes
54. Best 5 Yellow Tomatoes
55. Best 4 Bell Peppers
56. Best 4 Banana Peppers
57. Best 4 Hot Peppers
58. Best 6 Slicing Cucumbers
59. Best 5 Onions, Any Variety
60. Best 6 Roasting Ears-white Sweet Corn
61. Most Unusual F.f.a. Decorated Vegetable
62. Best Garden Display, 6 Or More Grown By The Exhibitor
63. Best 5 Of Any Other Vegetable (Only One Money In This Class And Two Items Count On Trophy)

F.F.A. HORTICULTURE

CLASSES:

64. Best Cut Flowers By Horticulture Student
65. Best Potted Plant By Horticulture Student
66. Best Potted Shrub By Horticulture Student

F.F.A. HOGS

AWARD: Grand Champion FFA Market Hog will receive \$300 from Land O' Frost, Madisonville, KY.

AWARD: Reserve Champion FFA Market Hog will receive \$150 from Land O' Frost, Madisonville, KY.

AWARD: third Place FFA Market Hog will receive \$50 from Land O' Frost, Madisonville, KY students may show 4 hogs in the youth show.

CLASS:

67. Market Hogs (Barrows or Gilts) weighing 220-280 lbs. (F.F.A. shows first in odd numbered years, 4-H shows first in even numbered years.) The market Hog show will be Wednesday, July 24, 2019. All market hogs will be weighed at 5:00 - 6:00 p.m. The swine committee will assign animals to 4 weight classes, and attempt to have equal numbers of entries in each weight class. All hogs out of the above weight range will be evaluated separately.

The F.F.A. Hog showmanship Contest will be held Wednesday, July 24, 2019 at 6:30 p.m., prior to market Hog show.



MARKET HOG CLASS NON-TERMINAL SHOW

Exhibitors are limited to four market hogs weighing 220-280 lbs. at weigh-in Wednesday, July 24, 2019, 5:00-6:00 p.m. at Hopkins County Fairgrounds.
Market hogs should have been farrowed no earlier than January 1, 2017.

F.F.A. SEED IDENTIFICATION

CLASS:
68. Seed Identification

PREMIUMS OFFERED:

First.....	\$8.00
Second.....	\$4.00
Third.....	\$2.00
Fourth.....	\$1.00

The contest will be held on Tuesday, July 23, 2019 at 11:00 a.m. and is open to any Hopkins County F.F.A. member.

F.F.A. RABBIT DEPARTMENT

AWARD: Champion animal show (all breeds competing) – Rosette and \$5.00.

To be entered between 4:00 and 6:00 p.m., Thursday, July 25, 2019.

To be judged at 6:00 p.m., Thursday, July 25, 2019.

To be released at 9:00 p.m., Thursday, July 25, 2019.

CLASSES:

1. Junior Buck
2. Junior Doe
3. Senior Buck
4. Senior Doe

PREMIUMS OFFERED:

First.....	\$3.00
Second.....	\$2.00
Third.....	\$1.00
Champion of each breed.....	\$2.00 and Rosette
Reserve champion of each breed.....	Rosette

Champion will be chosen only when as many as six animals are competing.

All rabbits will be cared for by the Fair and all feed is furnished by Calhoun Feed, Madisonville, KY.

F.F.A. POULTRY DEPARTMENT CHICKENS OF ALL BREEDS, GAME BIRDS, DUCKS, GEESE, GUINEAS AND TURKEYS

To be entered between 4:00 and 6:00 p.m., Tuesday, July 23, 2019.

To be judged at 6:00 p.m., Tuesday, July 23, 2019.

To be released by 9:00 p.m., Tuesday, July 23, 2019.

CLASSES:

1. Heavy Variety Breeds (Americana, Asiatic & English)
2. Light Variety Breeds (Mediterranean, French, Polish, Hamburg & Continental)
3. Clean legged single comb Bantams
4. Cleaned legged rose comb Bantams
5. Feather legged Bantams
6. Old English & Modern Game Hens
7. All other comb Bantams
8. Turkeys
9. Guineas
10. Ducks
11. Geese
12. Game Birds (Quail, pheasants, etc.)

CLASSIFICATION:

Classes 1 through 7 will show as follows:

Cock – hatched before January, 2019

Hen – hatched before January, 2019

Cockerel – hatched after December, 2018

pullet – hatched after December, 2018

Classes 8 through 12 will show as male and/or female.

All poultry will be cared for by the Fair and all feed is furnished by Calhoun Feed, Madisonville, KY.

F.F.A. MARKET LAMBS

To be entered beginning at 5:30 p.m., Tuesday, July 23, 2019

To be judged at 5:30 p.m., Tuesday, July 23, 2019 following Goat Show

To be released after the show.

Best Hopkins County Born lamb – Ribbon Only.

This is open to F.F.A. members engaged in an approved sheep project.

All lambs must be shown by owner.

Lambs will be shown by weight. Weight ranges are 70 to 140

pounds and classes are to be broken after weigh-in completed.

Lambs may be entered in only one of the single classes, but may

also be used in the Group of Five Class from each county.

Lambs must be accompanied by an approved health certificate.

Ewes and wethers are both eligible to participate in the market lamb show.



Hopkins County - Madisonville Fair

HORSE SHOW

JULY 20, 2019 6:00 p.m.

Hopkins County Fairgrounds
605 East Arch Street, Madisonville, KY

(Take exit #42 off I-69 to Fairgrounds)

- 1 ASB Model Halter
- 2 Open Pony/Mini Halter 14.2 And Under
- 3 Western Halter
- 4 Open Halter (Not to have shown in Classes 1-3)
- 5 Lead Line 6 & Under (To Be Judged)
- 6 Academy Equitation 11-17 (W/T)
- 7 Youth Gaited Pleasure 17 & Under (W/F Gait)
- 8 Academy Pleasure 11-17 (W/T)
- 9 Open Western Pleasure (W/J)
- 10 Best Youth English Rider 10 & Under (W/F Gait)
- 11 Youth Western Pleasure 17 & Under (W/J)
- 12 Academy Equitation 10 & Under (W/T)
- 13 Trail Pleasure Racking
- 14 Academy Pleasure 10 & Under (W/T)
- 15 Best Youth Western Rider 17 & Under (W/F Gait)
- 16 ASB 5 Gaited Pleasure
- 17 Academy Equitation 8 & Under (W/T)- Not to show in Class 12
- 18 Country Gaited Pleasure Open (W/F Gait)-
 Jim Haywood Traveling Trophy Class
- 19 Academy Pleasure 8 & under (W/T)- Not to show in Class 14
- 20 Hunt Seat Equitation (W/T/C)
- 21 ASB 3 Gaited Pleasure

Intermission with Stick Horse Competition

- 22 Academy Equitation 17 & Under (W/T/C)
- 23 Open Roadster Pony to Bike, 52" & Under (Jog/Road Gait/Speed 2nd Way)
- 24 Academy Pleasure 17 & Under (W/T/C)
- 25 Pleasure Pony 14.2 & Under Any Breed or Tack (W/F Gait)
- 26 ASB Equitation Open (W/T/C)
- 27 Open English Pleasure (W/F Gait)
- 28 Trail Gaited Pleasure Open
- 29 Beginner Class (W/F Gait) (Rider Not To Have Shown Prior To 2018)
- 30 ASB 3 Gaited Park (Full Mane & Tail, Braced or Unbraced)
- 31 Best Youth English Rider 11-17 (W/ F Gait)
- 32 Back Yard Pleasure (No Professional Training in 2018)
- 33 Best Adult Rider Western (W/F Gait)
- 34 ASB Country Pleasure (W/T/Ext. T/C/Halt)
- 35 Country Pleasure Racking
- 36 Hunter Pleasure (W/T/C)
- 37 Jack Benny "Judy and Bob Moore Memorial" Class- 40 and over, Any Tack (W/F Gait)
- 38 ASB 3 Gaited Open
- 39 Best Adult Rider English (W/F Gait)
- 40 ASB 5 Gaited Open

ENTRY FEES: All Classes \$10.00 - 6 Or More Entries Payout: \$20 - \$15 - \$10

RIBBON ONLY Classes: 6, 8, 10, 12, 14, 15, 17, 19, 20, 22, 24, 26, 31, 33, 39

\$2.00 Admission - NO REFUNDS ON ENTRY FEES


Member - KY Assoc. Fairs & Horse Shows, Western KY Grand Circuit
Negative Coggins Test & Current KY HEALTH CERTIFICATE Required

-Not responsible for accidents or theft-

MANAGEMENT RESERVES THE RIGHT TO REFUSE ANY ENTRY.

UNDER KENTUCKY LAW, A FARM ANIMAL ACTIVITY SPONSOR, FARM ANIMAL PROFESSIONAL, OR OTHER PERSON DOES NOT HAVE THE DUTY TO ELIMINATE ALL RISKS OF INJURY OF PARTICIPATION IN FARM ANIMAL ACTIVITIES. THERE ARE INHERENT RISKS THAT YOU VOLUNTARILY ACCEPT IF YOU PARTICIPATE IN FARM ANIMAL ACTIVITIES.

Information: Hannah Kington-Jarvis, Show Manager (270) 339-1476 - hannah_kington@hotmail.com



Event Sponsored By:

carhartt 

Miss Hopkins County- Fair Pageant

Tuesday, July 23, 2019
7:00 p.m.

Miss Congeniality will be selected by the contestants and will receive the Dorothy & Harold Seibert Award.

RULES:

1. Must be a Hopkins County resident.
2. Contestants must have reached 16th birthday & cannot have reached 22nd birthday by October 31, of the year when the local fair pageant is held at the local fair.
3. Contestants must be single, never married, never had any children, or had marriage annulled.
4. Entry fee is \$55.00 Make checks payable to Hopkins County Fair.

Contact:

Haylee Phillips 1-270-836-0121
hphillips7508@gmail.com

Chloe Jackson

2018 MISS HOPKINS COUNTY

Pageant Sponsored By:



ALL OCCASIONS FORMALS, LLC
905 NEBO RD., MADISONVILLE, KY 42431
270.245.2253



1410 PRIDE AVENUE

MADISONVILLE, KY 42431

(270) 821-0123



A Blonde + A Brunette

COFFEE BAR

A CUSTOMIZED COFFEE BAR FOR YOUR
CUSTOMIZED EVENT

270-399-1254

ABLONDEANDABRUNNETTE@GMAIL.COM

BLADES SALON & DAY SPA
Mon-Fri • 9 am-8 pm
• Sat • 10 am-2 pm
231 N. Main St. Madisonville, KY
270-825-4040



Miss Teen Hopkins County- Fair Pageant

Tuesday, July 23, 2019

(30 min. after Miss Hopkins
County Fair Pageant)

RULES:

1. Must be a Hopkins County resident.
2. Contestants must have reached 13th birthday by October 31, and cannot have reached 16th birthday by October 31st of the year when the local fair pageant is held at the local fair.
3. Contestants must be single, never married, or never had any children.
4. Sponsor Fee of \$55 to be paid by the date of the 1st pageant rehearsal 7/18/19.

Contact:

Tonya Rickard, 270-339-6308
Rachel Rickard 270-875-6732
Tina Dillingham 270-339-6308

Kendall Warren

2018 MISS TEEN HOPKINS COUNTY

Pageant Sponsored By:



226 Madison Square Drive
Madisonville, KY 42431
(270) 821-4519



1410 PRIDE AVENUE
MADISONVILLE, KY 42431
(270) 821-0123



ALL OCCASIONS FORMALS, LLC
905 NEBO RD., MADISONVILLE, KY 42431
270.245.2253



Little Miss & Mister Hopkins County- Fair Pageant

Wednesday, July 24, 2019
7:00 p.m.

1. Must be a Hopkins County resident.
2. Age 5 by June 30th and cannot have reached 8th birthday by June 30th, of the year when the local fair pageant is held at the local county fair.
3. Applicants will appear as a couple and be judged as a couple.
4. Each couple will appear in competition with swimwear and dresswear. Must be age appropriate clothing. No long or "pageant" dresses for girls. No tuxedos for boys.
5. Entry fee is \$60.00 per couple. Make check payable to Hopkins County Fair. Only one sponsor per couple.
6. An interview will be held before the pageant in casual-wear of your choice.
7. Applicants must not have a professional manager or agent and must not have been contacted to perform or compete for monetary gain in anything other than an amateur contest.

Contact:
Kellie Heady 270-871-6335



**Harper Frizzell
KB McCalister**
2018 Little Miss & Mister

Pageant Sponsored By:



1410 PRIDE AVENUE
MADISONVILLE, KY 42431
(270) 821-0123



Miss Pre-Teen Hopkins County- Fair Pageant



Thursday, July 25, 2019
7:00 p.m.


RULES:

1. Contestant must be a Hopkins county resident.
2. Contestant must have reached 8th birthday by June 30 and cannot have reached 13th birthday by October 31, of the year when the local fair pageant is held at the local fair.
3. Contestant will wear and be judged in an age-appropriate evening gown and t-shirt/shorts outfit.
4. Entry fee is \$55.00 Make checks payable to Hopkins County Fair.

For registration and information contact
Alyssa Browning at 270-339-2654
or Kathy Carver at 270-836-6751

Riley Russell

2018 MISS PRE-TEEN HOPKINS COUNTY

Pageant Sponsored By:
Country  *Cupboard*

581 McCoy Avenue
Madisonville, KY 42431
(270) 821-6652



1410 PRIDE AVENUE
MADISONVILLE, KY 42431
(270) 821-0123



ALL OCCASIONS FORMALS, LLC
905 NEBO RD., MADISONVILLE, KY 42431
270.245.2253



Baby Hopkins County- Fair Pageant

Saturday, July 27, 2019

5:00 p.m.

9th Annual Baby & Toddler Pageant

Age Groups For Boys & Girls

0-11 MONTHS

12-23 MONTHS

24-35 MONTHS

3-4YEARS*

(*Must not have reached 5th birthday by date of pageant)

(**Reigning winners can not compete in same age group again)

1. Contestants must be a Hopkins County resident.
2. Contestants are to wear outfit of choice as long as it is Tropical Theme*
(*Swimsuits allowed, boys must wear tank top or tshirt and no swim diapers allowed)
3. Entry fee is \$20.00. Makes checks or money orders payable to Hopkins County Fair. No cash accepted.
4. Must pre-register for pageant, no entries accepted at door.

First 20 girls and 20 boys in each age division will be accepted.

**FOR MORE INFORMATION CALL
TINA DILLINGHAM @ 270-339-7199
TONYA RICKARD @ 270-339-6308
GABRIELLE ODUM @ 270-871-3105**



Jarrett Brown

463 E Center St
Madisonville, KY 42431
(270) 821-0405

Sponsored by

KENTUCKY FARM BUREAU



BIG ON COMMITMENT.™

**The
Messenger**

0-11 Month

King Jaceon Taylor
Queen Hadley Weaver



12-23 Month

King Majestic Gant
Queen Journi Broady

24-35 Month

King Rylan VanMatre
Queen Promyse Davis



3-4 Year

King Major Tandy
Queen Marssiah Tandy



BAPTIST HEALTH

MOTHER & BABY CARE



1410 PRIDE AVENUE
MADISONVILLE, KY 42431
(270) 821-0123

2019 Arena Events Sponsored By:



Hot Air Balloon Rides

Tue. July 23
Wed. July 24
7:00 p.m.
Beside Arena

Tether Ride
Balloon
30ft Ride

**TETHERED HOT AIR BALLOON RIDES IS A GREAT WAY TO
SHARE THE UNIQUE EXPERIENCE OF FLIGHT.**



W K M X

WESTERN KY MOTOCROSS

HOPKINS COUNTY FAIR RACE

WED, JULY 24TH



\$20 PER CLASS

BIKES

50CC SHAFT **\$30 PRO CLASSES**

50 CC

50 OPEN

65CC 7-9

65CC 9-11

65 OPEN

85CC 7-11

85CC 12-15

85CC OPEN

SUPERMINI

SCHOOLBOY 12-16

COLLEGEBOY 16-24

250 OPEN C

250 OPEN B

250 OPEN A

450 OPEN C

450 OPEN B

450 OPEN A

30+ OPEN

40+ OPEN



QUADS

50 YARD QUAD

50 BEGINNER

50 AUTO

50 OPEN

70 AUTO

70 SHIFTER

70 OPEN

90 AUTO

90 SHIFTER

90 OPEN

QUAD JR 7-11

(0-200CC)

QUAD SR 12-15

(90-300 CC)

16-24 OPEN

OPEN C

OPEN B

OPEN A

30+ OPEN

40+ OPEN

*WILL ADD ADDITIONAL CLASSES
IF 2 OR MORE ENTRIES

FOR INFORMATION CALL
STEPHEN FULKS
270 339-8057



Hopkins County Fair Demolition Derby July 25th

Big Car
Old School

1st Place \$1500

2nd Place \$500

Contact

Brad Doublin 270-970-0551

Max Parrish 270-293-3091

First 10 cars to sign-up receive \$25.00 bonus
See Hopkins County Fair Web Site For Rules Info
www.hopkinscountyfair.com

Hopkins Co. Fair

Gate Admission

\$15



KTPA Sanctioned Classes

2.6/3.0 Diesel Trucks

Super Modified 4WD Trucks

Single Engine Modified Tractors

6200 Light Hot Farm Tractors

7/26/19 - 7PM CT

Hopkins Co. Fairgrounds: 605 East Arch. Madisonville, KY 42431

KTPA Contact: Brandon Cornelison - (270) 634 -2840

Fair Contact: Tom Gulley - (270) 339 -7858

Sled By: Southern Express

Hopkins Co. Fair

Gate Admission

\$15



7/27/19 - 6PM CT

KTPA Sanctioned Classes

2.6/3.0 Diesel Trucks

Super Modified 4WD Trucks

Single Engine Modified Tractors

6200 Light Hot Farm Tractors

Hopkins Co. Fairgrounds: 605 East Arch. Madisonville, KY 42431

KTPA Contact: Brandon Cornelison - (270) 634 -2840

Fair Contact: Tom Gulley - (270) 339 -7858

Sled By: Southern Express



**Ohio Valley Tractors
Pullers Assoc.**

TRACTOR PULL

**In The Arena
Saturday, July, 27th
8:00 pm.**




Classes

1. 9,500# Hot Farm (sanctioned by Ohio Valley Tractors Pullers Assoc.)
2. 12,000 # 8 MPH
3. 12,000 # OPEN (No P-Pumps)
4. 12,000 # OPEN (P-Pumps Allowed)

RULES:

- 3000 RPM strictly enforced
- 20.8 - 38 max tire size
- Drawbar - 18" long x 20" high
- No Duals
- No FWA
- No curved stacks

**For more information, contact
John Rudd (270) 836-8523 or
Barry Sandefur (270) 929-4638**



On The MIDWAY

Tuesday- Saturday
7:00 - 9:00 p.m.



Bear Hollow Carving Team



Traveling Shows

Our team of artists perform at over 250 show dates across the US, Europe and Canada annually.

Custom Carving

Let's work together. You envision it, we create it.

Shop Bear Hollow

Our store is located in historic French Lick, Indiana. Representing over 60 artists.

On Site Carving

Discover the carving hidden in your yard.



Block Bash

The Midwest's premier carving event held annually the third weekend in September.

Our Info:

Bear Hollow Wood Carvers
469 S Maple Street Suite 104
French Lick, Indiana 47432
812-936-3030
BearHollowWoodCarvers.com
Cindy@BearHollowWoodCarvers.com

2019 Midway Events Sponsored By:



2019

MIDWAY CONCERT SERIES

TUESDAY

**RUFUS BAKER
AND
JULIA SIZEMORE**

8:00 P.M. - 9:30 P.M.



WEDNESDAY

ALYSSA AND CHUCK

8:00 P.M. - 10:00 P.M.



THURSDAY

CONNER HICKS

8:00 P.M. - 9:30 P.M.



FRIDAY

**STACEY MITCHART
AND BAND**

8:30 P.M. - 10:00 P.M.



SATURDAY


SEAN STEMALY

8:30 - 10:00 P.M.



**FRIDAY NIGHT
GOSPEL IN THE
MIDWAY HALL**

**7:00 P.M. - 8:30 P.M.
FRIDAY - JULY 26TH
IN THE MIDWAY HALL**



**THE SKIPWORTH
FAMILY
AND**



**THE STONE FAMILY
MINISTRY**


Sponsored By



Hopkins County Farm Bureau

Free Concerts with paid fair admission

FOR MORE INFORMATION VISIT WWW.HOPKINSCOUNTYMADISONVILLEFAIR.COM



COOL FOR SCHOOL

Put your best face forward with a clear complexion. Then check out the latest shades to start the year with a fresh new look!

226 Madison Square Drive
Madisonville, KY 42431
(270) 821-4519

Mon. - Fri. 10 am - 6 pm.
Sat. 10 am. - 3 pm.

MERLE NORMAN
cosmetics

AUTO || HOME || LIFE || BUSINESS || A MEMBER SERVICE || KYFB.COM

Fairs come and go. But Jarrett is always here for you.



Insurance agents are a lot like friends, the best ones are always there when you need them. As your Kentucky Farm Bureau agent, Jarrett Brown will make sure you get the protection you need at a rate you can afford. And if you ever need him, he is just a phone call, email, or a short drive away. Because being "Big on Commitment" isn't just a slogan, it's his mission.

Jarrett Brown
463 E Center St
Madisonville, KY 42431
(270) 821-0405



KENTUCKY FARM BUREAU



BIG ON COMMITMENT.™

Automotive *Express*

- Transmission Service & Repair • Air Conditioning Service
- Engine Diagnostics • General Automotive
- Brakes • Tires • Exhaust Repair

**873 South Main St.
Madisonville, Ky**

270-821-0116



CYLINDER
Manufacture & Repair



CYLINDER
Design & Engineering

130 Pond River Colliers RD
Madisonville, KY 42431

(270) 821-0947 (270) 821-1289 Fax



HAULERS SUPPLY, INC.

205 Tucker Schoolhouse Rd. • Madisonville, KY 42431

(270) 825-0902

Brother's BAR-B-QUE

LLC



270.821.1222
1055 North Main Street
Madisonville, KY 42431

Brother's Bar-B-Que is known for being community oriented. We pride ourselves on two things – giving back to the community and superb customer service.



Dorothy Wilson
Timothy Wilson
Trudi Wilson
Josten Wilson

Our devoted and caring staff is here to serve you 24 hours a day 7 days a week.


Harris Funeral Home, Inc.

Pre-Need Funeral or Cremation Planning

134 North Main Street
Madisonville, Kentucky 42431
Phone: (270) 821-6601

www.harrisfuneralinc.com





Kesterson's Corner

— Antiques, Curios and Collectibles —

GIGI KESTERSON SMITH

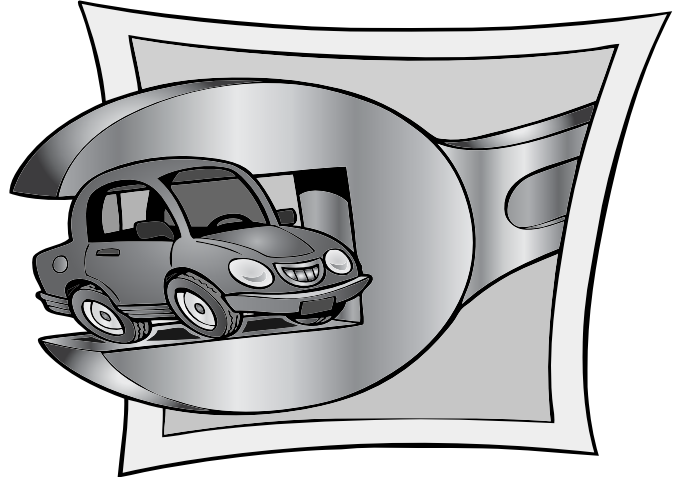
502 HALL STREET / MADISONVILLE, KENTUCKY 42431

PHONE: (270) 821-7311

Mon. - Sat. 10-4:30

BOWMAN'S AUTO SERVICE

FULL SERVICE AUTO REPAIR



52 N. FRANKLIN MADISONVILLE, KY

PHONE 270-821-1212

FAX 270-821-1236

OWNER MIKE BOWMAN

BLUEGRASS
P H A R M A C Y

Your Premier Hometown Pharmacy

Gary S. Russell, R. PH.

www.BluegrassPharmacy.com

1128 N. Main St., Madisonville, KY 42431

270-825-2775

Monday - Friday 9am - 6pm

Saturday 9am - 3pm



University of Kentucky
College of Agriculture,
Food and Environment
Cooperative Extension Service

Curtis Dame - County Extension Agent for
Agriculture and Natural Resources

Katherine Jury - County Extension Agent for
Family and Consumer Sciences

Erika Wood - County Extension Agent for
Horticulture

Katie Jury & Connor Cooper - County
Extension Agents for 4-H Youth Development

email: DL_CES_HOPKINS@uky.edu

website: hopkins.ca.uky.edu

75 Cornwall Drive, Madisonville
270-821-3650

MADISONVILLE
tire & retreading

**Serving Western
KY for 75 years**



MICHELIN

UNIROYAL
FOR EVERYTHING YOU VALUE™

BFGoodrich
Tires

**48 Federal Street
Madisonville, KY**

270-821-2954

**Locally owned
and operated**



**DON PEELER
PHARMACY**

821-5440

Patient Medication Records

Charge Accounts Invited

Diabetic Needs

Free Delivery

Senior Citizen's Discount

FAST DRIVE-IN WINDOW

**WE FILL ALL
PRESCRIPTIONS**

127 E North St, Madisonville, KY 42431



BerryKington & Utley PSC
Certified Public Accountants

- **Financial Planning**
- **Payroll/Bookkeeping Services**
- **Technology Consulting**
- **Corporate/Individual Income Tax.**

**2822 North Main Street,
Madisonville, KY**

(270)821-3355

www.bkucpa.com

A FAMILY TRADITION

IT'S NOT WHAT WE DO" IT'S HOW WE DO IT!

CAPITAL RECOVERY
AARON CORBITT
270-399-1116

JEFF'S TOWING
JEFF CORBITT
270-821-4465

WEBSTER TOWING
DUSTIN CORBITT
270-871-2425



The Bank for Everyone

Proud Sponsor of The
2019
Hopkins County Fair



240 South Main St. | Madisonville | 2420 North Main St.
www.HancockBankOnline.com

Member
FDIC



Bowling Green • Cloverport • Lewisport • Hawesville • Madisonville

Madisonville Auto Parts



55 N. Scott St
Madisonville, KY 42431
270-821-4261
napaonline.com



Woodruff Supply Co., Inc

MINING & INDUSTRIAL SUPPLIES

Danny Dugger Vice President
628 Lincoln Ave - Madisonville, KY 42431
1-270-821-3247- fax: 1-270-821-8926



Oak Ridge
SENIOR LIVING

Mary Lyn Troop

Executive Director

270.821.2111 (p)

270.825.1031 (f)

750 Dodson Lane

Madisonville, Kentucky 42431

marylyn@oakridgesrliving.com

A Great Place To Call Home...

www.OakRidgeSeniorLiving.com



270-339-1015

www.ginamunger.com

Deli

Sandwiches

Daily

Specials

**Come See Us
for ALL your
Catering Needs!
Hanson Country Store**



270-322-8288

**Hickory Smoked BBQ cooked
on site with our own sauce.**

**COLDWELL
BANKER** 

270-821-3131



Your #1 CB Terry Team

www.cbterryteam.com

Allen F. Davis, Principal Broker

**COLDWELL BANKER AND THE
TERRY TEAM OF
PROFESSIONALS ARE HAPPY TO
ASSIST YOU WITH YOUR REAL
ESTATE NEEDS!
YOU CAN NOW SEARCH FOR
YOUR NEW HOME ON YOUR
TERMS ANYTIME,
ANYWHERE.....**

**COLDWELL
BANKER** 



TERRY & ASSOCIATES
1096 N. Main St. • Madisonville, Ky
CALL 7 DAYS A WEEK 821-3131

Like Us On Facebook And Follow Our Website:

www.cbterryteam.com



CITY OF HANSON



Jimmy Epley **Mayor**

Commission Members:

LuAnn Haywood • Carlis Oakley, Brandon Marsh • James Tompkins

Casey Pearson **City Clerk/Treasurer**

Michelle Nicols **Asst. City Clerk**

Terry Nelson - **Water/Wastewater Superintendent**

Carroll Oakley, **Laborer** Alan Butler **Laborer** John Betts **Laborer**



FARM BUREAU INSURANCE

Travis Ipox

Paul Rose

Norman Berry

Mark Herring

585 Nebo Rd

Madisonville, KY 42431

270-821-5887

*"You don't have to be a farmer
to have Farm Bureau
Insurance."*

FAST, EFFICIENT CLAIM SERVICE

We Are The Largest Kentucky-Based Property and Casualty Insurance Company.

Play 'N' Hooky

Play 'N' Hooky Pedal Tractor Pulling LLC.

**July 26th
at 7 pm.**

**at the 2019 Hopkins County
Fairgrounds**



Shoes required no flip-flops.

**3 year old fun class. Ages 4-12 boys & girls.
Sanctioned Pull • Trophies • Prizes**

HANSON PHARMACY

Rx

**Robert Cain, RPh
Free Delivery**

7455 Hanson Rd
Hanson, KY

270-322-1234



THE HAIR DOC

STYLING SALON

Walk In's Welcome

**521 E Center St,
Madisonville, KY
(270) 825-2426**



Bruce & Company, P.S.C.

CERTIFIED PUBLIC ACCOUNTANTS

Gregory T. Bruce, CPA
Wade P. Bruce, CPA
Steven M. Joyce, CPA

Christopher T. Bruce, CPA
Amelia R. Bruce
Lucas C. Crawley
Alex Hollander

- Personal Financial Planning
- Comprehensive Tax Planning and Consultation
- Financial Advisory Services
- Strategic Planning Valuation and Acquisitions

- Computer Consultation, System Design and Software Evaluation
- Employee Benefits Consultation
- Financial Statement Analysis and Attestation

155 North Main Street (270) 821-0170 Madisonville, KY 42431



Custom Blended Fertilizers • Pioneer & Other Brands of Seed
Soybean and Small Seed • Custom Applications

157 HWY 2383 (Bibb Road)

Sacramento, Ky

(270) 736-2225

Keep it in your wallet and save room for things like money.



Kentucky Farm Bureau® grew as a membership organization to support Kentucky farmers and promote their livelihood. That naturally led the organization to provide a wide range of membership benefits. Benefits that appeal to farmers – who know the value of a hard-earned dollar. And guess what? Many of those benefits were attractive to city folks, as well. Maybe that's why so many people in all walks of life, in big cities and small towns all across the state, carry a Kentucky Farm Bureau membership card in their wallet. Because Kentucky Farm Bureau is committed to providing consumer value on a wide range of products and services, and to advocating on issues that save members money.



Hopkins County Farm Bureau

585 Nebo Rd.
Madisonville, KY 42431

270-452-0226

Visit kyfb.com or use the QR code to find out about all other member benefits.





HERITAGE HOMES
—Real Estate—

2018 TOP SELLING OFFICE

**EXPERIENCE
THE
DIFFERENCE**



WWW.HERITAGEHOMESREALESTATE.COM • 270-825-9090
843 HANSON STREET, MADISONVILLE, KY



Office
FURNITURE



Solutions

COALFIELD
CUSTOM **DESIGNS**

SHIRT COMPANY

coalfielddesigns@gmail.com

2320 Anton Road
Madisonville, KY 42431
(270) 821-1660



melinda gibbons

prunty

STATE REPRESENTATIVE
15TH DISTRICT

We the People

PAID FOR BY PRUNTY FOR STATE REP. | JACKIE SOMMERS TREASURER



Cabinets
By Design

CUSTOM DESIGNS FOR YOUR KITCHEN BATH & FLOORS

3 Locations!

Madisonville

30 Bassett Ave.

270-825-0407

Providence

109 Montgomery Ave.

270-667-2555

Henderson

920 Second St.

270-826-2244

www.cabinetsky.com

MAD MIX 106

WKTG HD2 105.9 FM



Nina Blackwood's
ABSOLUTELY 80s.



HOPKINS COUNTY'S NEW RADIO STATION!

Madisonville's Best Music Mix!

The best tunes from the 80's, 90's and today!

Perfect for work, play and at home!

Listen to Nina Blackwood's Absolutely 80's, Saturdays from 9am-Noon!

Listen to Uncovered with Dr. Laura Berman, weeknights from 7-10pm!

www.madmix106.com



Your home of the
University of
Kentucky
Wildcats!

HOPKINS COUNTY'S LOCALLY OWNED RADIO STATION!

Catch the Sixx Sense with Alice Cooper, weeknights from 6 pm-Midnight!

Rock out your weekends with Rock Recall 80's, Rock Recall 70's, Chop Shop, Chop Shop Classic, House of Hair (with Dee Snider), In the Studio and Racing Rocks!

Get your rock requests in each weekday during "Out to Lunch" with Aaron Bone.

www.wktg.com



Your home of
St Louis
Cardinals
Baseball!

HOPKINS COUNTY'S LOCALLY OWNED RADIO STATION!

We are your home for Kentucky Sports Radio, weekdays from 9-11am!

Listen to Madisonville North-Hopkins Maroons Basketball and Football games here!

Western Kentucky Live airs Mondays at 7:30am!

Tell and Sell happens Fridays from 8-9am!

We are you home of CBS Radio News!

www.wfmw.net

JOHNSON SALES & SERVICE

www.johnsonsalesandservice.com

MORTONS GAP, KY • 270-258-9014

SCAG
POWER EQUIPMENT

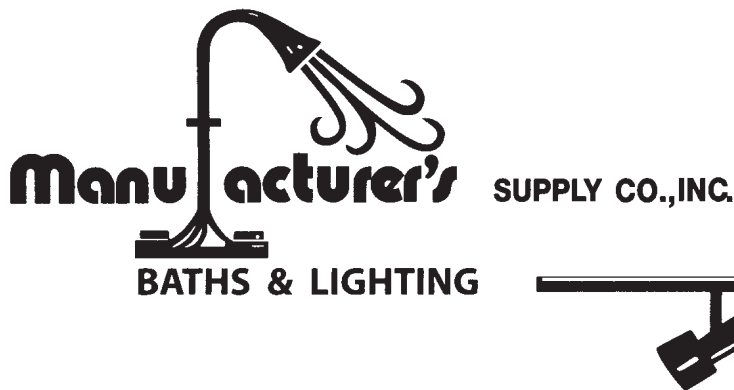


128 Cross Street, Mortons Gap, KY 42440

Parts and Service

Phone: (270) 258-9014

Fax: (270) 258-5948



Your Home
Improvement
Headquarters
Since 1953.

Residential • Commercial • Industrial

Quality Brands & Friendly Service are our Specialty...

Mansfield • Aquatic • Kichler

Delta • Makita • Halo • Monte Carlo

1200 Nebo Rd. Hwy 41-A • Madisonville, KY 42431

(270) 821-3443 • 800-969-3931

Progress begins with Shopping at Home. Support the People You Know. Shop Locally!



RIBBONS WON. MEMORIES MADE.

Choose an entry and share your unique talents. General entries are due July 1; Livestock July 10; and Pigeon, Poultry & Rabbit July 18.

Visit kystatefair.org for details.


Kentucky
STATE FAIR

AUGUST 15-25, 2019

Kentucky Exposition Center / Louisville



Gravel - Sand
Fill Dirt - Topsoil
Mulch

270-825-8777

DELIVERY OR PICKUP

**949 West Noel Avenue, Madisonville, KY.
Steve Pleasant - Owner cell 270-871-6383**

Hopkins County - Madisonville Fair



Independence Bank

A REVOLUTION IN BANKING Member FDIC

From Our Family To Yours Since 1958™



Proudly supports the Agricultural
and Livestock Events at the 2019
Fair.

Thank You

To the following supporters of the 2019 Hopkins County - Madisonville Fair

**City of Madisonville
Hopkins County Fiscal Court
Hopkins County Sheriff Department
Hopkins County Jail
Hopkins County Road Department
Hopkins County Extension Office
Kentucky State Police
Madisonville Fire Department
Madisonville Police Department
Medical Center Ambulance Service
Madisonville Tourism Board**

Animal Medical Center

- Small Animal Medicine & Surgery
- Boarding & Grooming Available

Please call for an appointment.

Office Hrs. M-F 7am - 5:30pm • Sat 7am -12 pm
Dr. Walter Enright • Dr. Lauren Turley



**NEW CLIENTS
ALWAYS WELCOME**
1100 Island Ford Road, Madisonville, KY 42431
(270) 821-6349



www.barnettstrother.com
Barnett-Strother Funeral Home
Madisonville Hanson - Slaughters



(270)-821-7135
2285 North Main Street

(270)-884-2023
45 Green Hills Court

Tom Hemmerle - Natalie Hemmerle - Richard Clark
Joey Hemmerle - Elisha Lutz - Wayne Burton

We're hiring!

Warehouse positions starting at \$13.50 - \$16.30 an hour

Paid vacation and benefits package

Matching employee sponsored 401k

Gym reimbursement and wellness programs

webstaurantstore.com/careers



WebstaurantStore

HOPKINS COUNTY CONSERVATION DISTRICT

USDA SERVICE CENTER
1095 National Mine Drive
Madisonville, KY 42431
270-821-4430 EXT, 3

BOARD OF SUPERVISORS

EMPLOYEES



Chairman • Johnny A. Brown III
Vice Chairman • Mark Herring
Treasurer • Mike Calhoun
Member • Gigi Smith
Member • Jason Duncan
Member • Brian Lynn
Member • Jacob Dever

-Administrative Secretary
Debbie Boyd
- Education Coordinator
Vicki Presley
-Conservation Technician
Danny Brooks
Jessie Baldwin

The mission of the HOPKINS COUNTY CONSERVATION DISTRICT

is to conserve and promote the best use of the natural

Resources of **HOPKINS COUNTY** by encouraging the use of Best Management Practices,

Districts involvement with land use policy decisions, public awareness, and conservation education programs.

This will maintain and improve the quality of life in **HOPKINS COUNTY**.

Call the Hopkins County Conservation District for assistance with the following practices:

- Fencing
- Waste Storage Facilities
- Pasture and Hayland Planting
- Seasonal High Tunnels
- Critical Area Treatment
- Grassed Waterways
- Diversion Channels
- Stream Crossing
- Livestock Pipeline & Tanks
- Agriculture Energy Management Plans

- Vegetative Filter Strips
- Wildlife Enhancement
- Heavy Use Area Protection
- Rotational Grazing Systems
- Timber Stand Improvement
- Cropland Erosion Control Systems
- Cover Crop
- Streambank Stabilization
- Comprehensive Nutrient Management Plans



Cavanaugh
POOL, SPA, & PATIO
MADISONVILLE, KY

- INGROUND POOLS
- ABOVE GROUND POOLS
- SPAS
- OUTDOOR LIVING
- POOL SERVICE
- POOL RETAIL

HAYWARD

Your Backyard Experts for Over 22 Years!
951 National Mine Drive, Madisonville, KY 42431
270-825-8513



Sureway
super markets

Madisonville **Providence**

www.foodgiant.com



Clements
JEWELERS
INC.

Citizen Watches
Pearls
Salisbury Pewter
Engagement Rings
Wedding and Baby Gifts

36 S. Main
Madisonville, Ky.
270-821-7404



CALHOUN
FEED SERVICE

LAWN & GARDEN FARM & RANCH HORSE & TACK

Calhoun Feed Service

Animal Nutrition - Fencing - Commodity Feeds - Straw
Propane - Grass Seed - Bulk Fertilizer - Holland Grills
Lawn & Garden - No-Till Seed Drills - Deer Plots

515 Nebo Road 270.821.5034



JOIN US FOR OUR

SUMMER EVENTS

JUNE 14 | JULY 4 | JULY 6
JULY 19 | AUGUST 2

FEATURING TRACY LAWRENCE, JOE NICHOLS,
CHARLIE DANIELS BAND, FOR KING AND
COUNTRY, AND MORE!

6PM-10PM
FREE EVENTS

BRING YOUR LAWN
CHAIR!





Hawkins Auto Body & Paint

77 Bassett Ave
Madisonville, KY 42431-2144

OWNER: DALE HAWKINS
MANAGER: MARK KURTZ
OFFICE: KAREN KURTZ & KAYLA WALLACE
SHOP FOREMAN: GREG FLENER

hawkinsautobody@bellsouth.net

BUS: 270-821-2109
FAX: 270-821-7490

Family Owned and Operated

Made Fresh Daily

Golden Glaze

Since 1967

Bakery & Deli



*67 N. Franklin Street,
Madisonville, KY.*

270-821-7144

mike@goldenglaze.net



**Dreaming Up the Ideal
Retirement Is Your Job.
Helping You Get There Is Ours.**

To learn more about why Edward Jones makes sense for
you, call or visit a financial advisor today.



Tara Y Edwards, AAMS®
Financial Advisor

341 North Main
Madisonville, KY 42431
270-821-0143

www.edwardjones.com
Member SIPC

Edward Jones®
MAKING SENSE OF INVESTING

WATERMARK AUTO GROUP of Madisonville



Jeep



TWO LOCATIONS at EXIT 116 off I-69

Butler's Hardware & Power Equipment

GET SPECIAL CASH BACK AND FINANCING ON
MAHINDRA - THE WORLD'S #1 SELLING TRACTOR!



2555



EMAX 20s



1538

Mahindra
Tractors & Utility Vehicles



MAX 25



ARIENS



GRAVELY



eXmark

BIG DOG
— MOWER CO. —

NEW HORIZONS

REALTY, INC.



(270) 821-7672



**671 East Arch Street
Madisonville,
Kentucky 42431**
www.newhorizonsrealtyinc.net

Betty Peyton Broker.....(270) 836-6705
Roger D. Peyton GRI.....(270) 836-1215
Shannon Peyton.....(270) 836-0327
Erik S Peyton.....(270) 836-2646



Craig Coffee With Craig
Daniel 6am - 11am

**News With
Boyce Tate**



**Hopkins County
Central Storm
Sports**

**Huddle House
All
Request
Lunch
11- Noon**

Holiday World Summer Tour

The Music of your life!

**Featuring
70's @ 7am
& 80's @ 8am**

**Sports Nutz
Wed 6-7 pm**



**Western Kentucky University
Football and Basketball**

**News With
Boyce
Tate**

**Coalfield
Comments
Mon 8-9am**



**Madisonville North
Hopkins
High School**

**CLASSIC
HITS
103.5**

Tre Breaker Summer Tour

**NASH
ICON
104.9**



**Webster County
Trojan Sports**



Tennessee Titan Affiliate



**UK Football
&
Basketball**

**Rick
Stevens
9am-Noon**



H U D D L E S T O N

Jewel Gallery



Jewelry • Clocks • Gifts • Jewelry Repair

Ron Huddleston
GIA Graduate Gemologist

*"If you don't know your gems,
know your gemologist!"*

182-A Madison Square Drive
Across From E&L Pets - Madisonville, KY
270-821-3011

The Cabinetry of Madisonville

Affordable Elegance, Priceless Service...



Tim Banker - Cabinetry Specialist
1210 Nebo Rd. Madisonville KY 270-824-8096
timbanker@bellsouth.net



SILVER STAR



Burgers
Fries
Chicken



FREE Chicken Tender Sandwich
with purchase of a Med Drink

Expires 12/31/19

SILVER STAR BURGERS
1800 North Main St.
www.silverstarburgers.com

MIDWEST BATTERY



AND SUPPLY

Batteries Of Every Kind

1107 S. Main St., Madisonville 270-821-7625

Deka
BATTERIES

ARE
Tuck Caps and Tonneau Covers
WE SELL AND INSTALL

Grizzly
MADE IN THE USA
coolers



Golf Cart Sales & Service

Bring This Ad In & Get **10% OFF** All Types Of Batteries
Automotive, Lawn Mower, Motorcycle, RV
All Made In The USA!



Timber Management

155 Shamrock Drive,
Madisonville, KY 42431

Buyers of Timber, Logs, Land
Certified Kentucky Master Logger
and Timber Harvest Consultant

ED PAYTON
Owner

(270) 836-4896

Hometown Rx

The Best Medicine For Your Health

Jerry and Vendonna Rickard

Pharmacists

Jennifer Brewer - CPhT, DME

**1913 S Main St
Madisonville, KY 42431
(270) 821-8500**

MARK PHEBUS Construction Co.

**Residential & Commercial Contractor
New Homes, Roofing, Siding, Garages**

**50 Huddleston Loop
Dawson Spring, KY**

**47 N. Seminary St.
Madisonville, KY**

270-399-0118



**RONALD JOHNSON
& ASSOCIATES, P.S.C.**
ENGINEERING • LAND SURVEYING • ENVIRONMENTAL

Consulting Engineering
Environmental Consulting
Site Development
Land Surveying

24 West Center Street
Madisonville, KY 42431
270-821-6392
270-821-6619 (fax)

www.rjaengineering.com



DOS COPAS

Restaurante Mexicano Grill

FINE MEXICAN DINING

DAILY SPECIALS

2 FOR 1

MARGARITAS

2 FOR 1

DOSEQUIS BEER

DRAFT

(270) 821-6969


571 E. Center St., Madisonville, KY.



**See Fortner Gas Company
for all your
Propane, Gas Grill Needs**

2955 Nebo Road • Madisonville, KY • 270-825-0427

PROUDLY SUPPORTING **AGRICULTURE**



FIRST UNITED BANK
— AND TRUST COMPANY —

WWW.EFIRSTUNITEDBANK.COM

Member
FDIC



Your Ideal Fuel Stop!

KNIGHT & SONS

MONUMENT CO.

Since 1877

Mark and Amie Knight

**Creating Custom Memorials,
Pet Markers, Flower Vases**

270-821-7553 • 800-251-6889

**302 West Center Street
Madisonville, KY 42431**

www.knightmonuments.com



Bring ad in to store for

20% off

any single item.

**Address 13 Sugg St.
Madisonville KY 42431**

270-245-2242

**Hours Monday-Friday 10am-5pm
Saturday 10am-2pm**

FLAX AND WOOL BOUTIQUE

Instagram: flaxandwoolboutique
Website coming soon www.flaxandwoolboutique.com

Residential • Commercial • Industrial • Data



270-339-8057

fulkselectric@yahoo.com

ADDICTED2CHANGE

MOTORSPORTS

270-821-4817

LIFTS • WHEELS • TIRES • LED LIGHTING • AUDIO
TRUCK ACCESSORIES • DETAILING SUPPLIES
AUTOMOTIVE DETAILING



@ADDICTED2CHANGEMOTORSPORTS



TOBACCO

PATCH


**Discount
Cigarette**

**& Tobacco Store
E-Cigs**

270-821-8971

1233 S Main St

Madisonville, KY 42431




DAVIS PLUMBING
James Davis Owner
270-245-2973
780 Victoria Hill
Madisonville, KY.
mp# 6368

TENDER CARE

**They Deserve the
Best at Tender Care...**

Dr. Dana Childs



Veterinary Clinic



740 Princeton Rd. Madisonville, KY • 270-824-1002

ONE LOCATION FOR ALL YOUR AUTOMOTIVE NEEDS



Pogue

of Muhlenberg County



Pogue Chevrolet Buick GMC 270-641-0300



D&P Auto Sales 270-641-0200



Pogue Chrysler Dodge Jeep Ram Fiat 270-641-0400



Gas Station & Car Wash 270-641-0455



6320 Hanson Rd. 5600 Old KY 54 325 Salem Dr.
 Madisonville, KY 42431 Philpot, KY 42366 Owensboro, KY 42303
 270-322-8181 270-729-4721 270-684-8488

Power Machinery and Implement is now a part of the Hagan's Outdoor Equipment family. We will still offer great service and top quality equipment lines such as Kubota, Land Pride, Stihl, Bad Boy Mowers, and Cub Cadet equipment, but now from three locations serving Hanson, Philpot, and Owensboro, KY.



Kubota



STIHL®

- **Mowing Equipment**
- **Compact Diesel Tractors**
- **Medium Size Farm Tractors**
- **Construction Grade Tractors**
- **Loader Backhoe Machines**



SCOTT, MURPHY & DANIEL



HARTZ

Contracting, LLC

A Division of **SCOTT, MURPHY & DANIEL**



OWENSBORO, KENTUCKY (270) 926-6554



**FROM CONCEPTION TO COMPLETION,
WE'RE YOUR ROAD
TO A SUCCESSFUL PROJECT**

(270) 781-9944

QUALITY CONSTRUCTION BUILT TO LAST

Design/Build/Lease Service + Single Source Responsibility

Professional Planning + Experienced Contracting

We Save You Time & Money

2335 Barren River Road...Bowling Green, KY 42102

www.scottmurphydaniel.com





All Occasions Formals, LLC
*is proud to
 sponsor
 &
 support the*
 2019
 HOPKINS COUNTY FAIR



YOUR ONE STOP SHOP FOR MUNICIPAL & CONTRACTOR SNOW REMOVAL EQUIPMENT & PARTS.
 Tire Chains, Plows, Salt Spreaders & Parts; Steel, Carbide & Rubber Plow Blades. You Save \$ When You Call IMPCO, Inc.

MINING PRODUCTS

MUNICIPAL PRODUCTS

CONTRACTOR PRODUCTS



*Track press and track rebuilding service available,
 smallest to largest crawlers.*

Your single source for **expendable** heavy equipment parts.
 From the smallest **excavator** and **dozer** to the largest **mining dragline**,
 IMPCO, Inc. supplies replacement parts proven to perform.

Quality Parts for Mining, Construction and Municipal Equipment
Since 1987

IMPCO, Inc. • 151 Cedar Lane • Madisonville, KY 42431 • service @impco-parts.com
 800-531-3689 • 270-821-6868 • Fax: 270-821-6764

www.impco-parts.com

the Wright stuff

MOWING
TRIMMING
CUTTING
TILLING
HAULING
WORK
FUN
& MORE!



STIHL



JOHN DEERE

WRIGHT
IMPLEMENT

Since 1936

OWENSBORO
3225 Carter Road
(270) 683-3606
(800) 252-3904

HARDINSBURG
1220 S. HWY 261
(270) 756-5152
(800) 755-0539

BOWLING GREEN
820 Three Springs Rd.
(270) 781-4747
(877) 334-1711

GLASGOW
2750 New Bowling Green Rd.
(270) 678-9200
(855) 556-2430

ORLEANS
2662 N. SR 337
(812) 865-3334
(800) 643-3031

CORYDON
1129 Highway 62 NW
(812) 738-2162
(877) 453-7483

SEYMOUR
1250 W Second St.
(812) 522-1922
(800) 654-4860

*Before operating or riding, always refer to the safety and operating information on the vehicle and in the operator's manual.

Visit WrightImp.com



Your event starts here!



BALLARD convention center

270.245.2970

DANA D. BROWN, EXECUTIVE DIRECTOR

DANABROWN@BALLARDCONVENTIONCENTER.COM

605 E ARCH ST | PO BOX 425
MADISONVILLE KY 42431

Conventions and Competitions....
Beautiful Weddings and Signature Events
BallardConventionCenter.com



Main Office • 23 Dulin Street • P.O. Box 1250 • Madisonville , Kentucky 42431 • 270-825-3376

WE DO PRINTING...

- Color Copies
- Business Cards
- Fliers
- Postcards
- Banners
- Blueprints
- Brochures
- Letterhead
- Announcements
- Invitations
- Outdoor Signs
- Document Scanning
- Posters
- Direct Mail
- Catalogs
- Magazines
- UV Coating
- Vehicle Magnets

WE DO OFFICE SUPPLIES...

- Office Equipment
- Data Storage Media
- Furniture
- Paper
- Cleaning Products
- Organizers
- Ink / Toner
- Break Room Supplies
- Storage

AND MUCH MORE!

- Mini Storage Rental
- Mobile Storage Rental
- U-Haul Rental
- Twice The Ice

(270) 825-3376
23 Dulin Street • Madisonville, KY 42431

Index*

– A –

Addicted 2 Change	
Motorsports.....	94
Adult Agricultural	
Division.....	12, 44
Department Of Farm	
Crops	16
Hay Quality Contest.....	16
Open Youth Market Goat	
Show.....	15
Open Youth Market Hog	
Show.....	14
Open Youth Market Lamb	
Show.....	14
Poultry Department.....	15
Rabbit Department.....	15
Open Youth Beef Cattle	
Department.....	13
Open Youth Beef Show...14	
Showmanship.....	14
Youth Sheep Breeding Show	
For Hopkins Co.	
4-H And F.F.A.	
Members Only.....	14
All Occasions Formals.....	98
Animal Medical Center...83	
Arena Agenda.....	7
Automotive Express.....	64

– B –

Bear Hollow.....	62
Barnett-Strother Funeral	
Home, Inc.....	83
Berry & Kington P.S.C....	69
Baby Hopkins Co. Fair	
Pageant.....	56
Bluegrass Pharmacy.....	67
Brother's Bar-B-Que.....	66
Board Of Directors, Fair.....	1
Bowman's Auto Service...67	
Bruce & Company.....	75
Butler's Hardware Power	
Equipment.....	88

– C –

Calhoun's	
Farm & Pet.....	11 & 85
Cabinets By Design.....	78
Carhartt...Inside Back Cover	

Cavanaugh Pools & Spa.....	85
Convention Center Agenda.....	7
Clements Jewelers.....	82
Coalfield Custom	
Designs.....	77
County Mayor.....	3
Coldwell Bankers.....	72
Commonwealth	
Broadcasting.....	89
Corporate Sponsors.....	6
Cover Page By Jacob Lutz	

– D –

Davis Plumbing.....	94
Demolition Derby.....	59
Don Peeler Pharmacy.....	68
Dos Copas Restaurant ...	91
Dr Pepper/RC.....	65

– E –

Edward Jones.....	87
-------------------	----

– F –

Flax And Wool	
Boutique.....	93
First United Bank.....	92
4-H Club Agricultural	
Division.....	12, 38
County-only Categories. .37	
Ecology, Natural	
Resources.....	42
4-H Beef Department.....	46
4-H Hog Department.....	46
4-H Market Lambs.....	46
4-H Market Goat Show...47	
4-H Poultry Department.47	
4-H Rabbit Department...47	
Lot 6015 - 4-H Horiculture	
& Plant Science.....	39
4-H Tobacco Exhibit.....	41
Lot 6018 - 4-H	
Crops Project.....	40
Lot 6021 - 4-H Electric...41	
Lot 6025 - 4-H Wood	
Science.....	43
Lot 6026 - Entomology...42	
Lot 6027 - 4-H Forestry...45	
Lot 6028 - Geology.....	44
4-H Club Home Economics	
Division.....	12, 22
Lot 6036	

Food Preservation.....	26
4-H Club Home Economics	
Division (Cont.)	
Lot 6029 - 4-H Arts.....	22
Lot 6030 - 4-H	
Photography.....	34
Lot 6032 - 4-H Sewing.....	27
Lot 6033 - 4-H Needlework	
Department.....	31
Lot 6035 - 4-H Foods	
Exhibits.....	25
Lot 6039 - 4-H Home	
Environment.....	29
Lot 6040 - Consumer And	
Financial Education.....	35
Lot 6041 - 4-H Leadership &	
Communication Project. .36	
Lot 6042 - Kentucky 4-H	
Trends Lot.....	37
F.F.A. Agricultural	
Division.....	12, 45
F.F.A. Beef Cattle.....	49
F.F.A. Crop Department. .48	
F.F.A. Farm Shop.....	49
F.F.A. Garden	
Department.....	49
F.F.A. Hogs.....	49
F.F.A. Horticulture.....	49
F.F.A. Livestock.....	48
F.F.A. Market Lambs.....	50
F.F.A. Poultry	
Department.....	50
F.F.A. Rabbit	
Department.....	50
F.F.A. Seed	
Identification.....	50
Home & Garden	
Division.....	17, 22
Antiques & Collectibles...19	
Arts & Crafts.....	18
Baked Goods.....	20
Canning	19
Fresh Floral	
Arrangement.....	21
Fruits & Vegetables.....	21
Textiles.....	17
Youth Art.....	18
Fiscal Court.....	3
Fortner Gas Co.....	91
Fulks Electric.....	93

Index*

– G –

Gina Munger.....	71
Golden Glaze.....	87

– H –

Hanner Machine Co.....	65
Hancock Bank & Trust....	70
Haulers Supply.....	65
Hanson, City Of.....	73
Hanson County Store.....	71
Hanson Pharmacy.....	74
Hawkins Auto Body & Paint.....	87
Harris Funeral Home.....	66
Heritage Homes Real Estate.....	77
Hot Air Balloon Rides.....	57
Hometown Rx.....	91
Horse Show.....	51
Hopkins County Stone....	82
Hopkins County Conservation District....	84
Hopkins County Farm Bureau.....	76
Hopkins County Regional Landfill.....	Inside Cover
Huddleston Jewel Gallery.....	90
Home & Garden Division....	17

– I –

Ideal.....	92
Independence Bank.....	10
IMPCO.....	98

– J –

James Drew Exposition.....	8
Jeff's Towing.....	69
Jarrett Brown Kentucky Farm Bureau.....	64
Johnson's Sales & Service.....	80

– K –

Kentucky Farm Bureau....	73
--------------------------	----

Kentucky State Fair.....	81
KTPA.....	60
Kesterson's Corner.....	67
Knight & Sons.....	92
KOI ATV Drag Races.....	58

– L –

Little Miss & Mister Hopkins Co. Fair Pageant.....	54
Livestock Health Requirements.....	13
Livestock Show Agenda.....	9

– M –

Madisonville Auto Parts.....	71
Madisonville, City Of.....	86
Madisonville Tire.....	68
Manufacture's Supply.....	80
Mark Phebus Construction Co.....	91
Max Arnold & Sons, LLC.	10
Map Of Fairgrounds.....	3
Melinda Prunty.....	78
Merle Norman Cosmetics.....	64
Miss Hopkins Co. Fair Pageant.....	52
Miss Pre-teen Hopkins Co. Fair Pageant.....	55
Miss Teen Hopkins Co. Fair Pageant.....	53
Midwest Battery.....	90

– N –

New Horizons Realty.....	89
Nutrien Solutions.....	75

– O –

Oak Ridge.....	71
Officers, Fair.....	1

– P –

Past Managers, Fair.....	1
Past Presidents, Fair.....	1

Pet Show.....	11
Play 'N' Hooky.....	74
Pogue.....	95
Power Machinery.....	96

– R –

Rally's.....	Back cover
Representing Agricultural & Home Economic Groups...	12
Representing Government....	3
Ronald Johnson.....	91
Royal Crown Cola.....	65
Rules & Regulations.....	2

– S –

Schedule Of Events.....	4
Scott Murphy Daniel.....	97
Silver Star.....	90
Sprint Print.....	101
Sureway Super Market....	85

– T –

Tender Care Veterinary Clinic.....	94
The Cabinetry Of Madisonville.....	90
The Hair Doc.....	74
Timber Management.....	91
Tobacco Patch.....	94
Tractor Pull.....	61

– U –

UK College of Agriculture.....	67
-----------------------------------	----

– W –

Watermark Auto Group ..	88
Webstaurant Store.....	83
WFMW 730AM.....	79
WKTG Power Rock 93.9...	79
Woodruff Supply Co.....	71
Wright Implement.....	99

*See ya
next year!*

2019

MIDWAY CONCERT SERIES

TUESDAY

**RUFUS BAKER
AND
JULIA SIZEMORE**

8:00 P.M. - 9:30 P.M.



WEDNESDAY

ALYSSA AND CHUCK

8:00 P.M. - 10:00 P.M.



THURSDAY

CONNER HICKS

8:00 P.M. - 9:30 P.M.



FRIDAY

**STACEY MITCHART
AND BAND**

8:30 P.M. - 10:00 P.M.



SATURDAY

SEAN STEMALY

8:30 - 10:00 P.M.



FRIDAY NIGHT
GOSPEL IN THE
MIDWAY HALL

7:00 P.M. - 8:30 P.M.
FRIDAY - JULY 26TH



THE SKIPWORTH
FAMILY
AND



THE STONE FAMILY
MINISTRY

Sponsored By



Hopkins County Farm Bureau

Free Concerts with paid fair admission

FOR MORE INFORMATION VISIT WWW.HOPKINSCOUNTYMADISONVILLEFAIR.COM



Carhartt

**SUPPORTS THE 2019
HOPKINS COUNTY FAIR**

———— We're Hiring - Apply Online ————
———— carhartt.com ————



IN FLAVOR WE TRUST

BIG BUFORD COMBO



Facebook Twitter Instagram @checkersrallys

WANT MORE COUPONS?
TEXT COUPONS TO 88001
FOR FREEBIX, DEALS AND MORE!

Buy One,
Get One
FREE



Regular
Size Kool-Aid®
Slushie



Expires 12/31/16. Valid at participating locations only. See participating locations for details. Limit one coupon per customer. Not valid for cash. ©2016 Rally's. All rights reserved. Rally's is a registered trademark of Rally's. Kool-Aid is a registered trademark of Kool-Aid. ©2016 Kool-Aid. All rights reserved.

**2 for
\$1.00**

All Beef Hot Dogs



Expires 12/31/16. Valid at participating locations only. See participating locations for details. Limit one coupon per customer. Not valid for cash. ©2016 Rally's. All rights reserved. Rally's is a registered trademark of Rally's. ©2016 Rally's. All rights reserved.

\$1 OFF
Any Combo
at regular price



Expires 12/31/16. Valid at participating locations only. See participating locations for details. Limit one coupon per customer. Not valid for cash. ©2016 Rally's. All rights reserved. Rally's is a registered trademark of Rally's. ©2016 Rally's. All rights reserved.

99¢
RallyBurger®
Our delicious made-to-order
burger with all the fixins



Expires 12/31/16. Valid at participating locations only. See participating locations for details. Limit one coupon per customer. Not valid for cash. ©2016 Rally's. All rights reserved. Rally's is a registered trademark of Rally's. ©2016 Rally's. All rights reserved.

**2 for
\$2.00**
Spicy Chicken
Sandwich



All white meat
chicken sandwich,
spiced just right.



Expires 12/31/16. Valid at participating locations only. See participating locations for details. Limit one coupon per customer. Not valid for cash. ©2016 Rally's. All rights reserved. Rally's is a registered trademark of Rally's. ©2016 Rally's. All rights reserved.

\$3.79
Fish Sandwich
Combo



A delicious fish
sandwich, served
with Rally's®
famous fries and
an ice Coke®



Expires 12/31/16. Valid at participating locations only. See participating locations for details. Limit one coupon per customer. Not valid for cash. ©2016 Rally's. All rights reserved. Rally's is a registered trademark of Rally's. ©2016 Rally's. All rights reserved.

\$4.89
Double RallyBurger®
with Cheese Combo



Served with
Rally's® famous
fries and an
ice Coke®



Expires 12/31/16. Valid at participating locations only. See participating locations for details. Limit one coupon per customer. Not valid for cash. ©2016 Rally's. All rights reserved. Rally's is a registered trademark of Rally's. ©2016 Rally's. All rights reserved.

49¢
Ice Cream Cone



Vanilla,
Chocolate
or Swirl



Expires 12/31/16. Valid at participating locations only. See participating locations for details. Limit one coupon per customer. Not valid for cash. ©2016 Rally's. All rights reserved. Rally's is a registered trademark of Rally's. ©2016 Rally's. All rights reserved.